

The Program

Annual Report 2006-2007



South Carolina Department of Transportation

Summary Report for the 2006/2007 C Fund Program

Annual Report:

The twenty county transportation committees listed in this report administered C Funds for their respective counties during the 2006/2007 state fiscal year. The individual county reports contained herein were prepared by the county transportation committees and submitted to the South Carolina Department of Transportation (SCDOT). These individual reports have been compiled into this report and are being submitted to the General Assembly as required by Section D of South Carolina Code 12-28-2740.

C Program Background:

The C Program is a long-established partnership between SCDOT and the forty six counties of South Carolina to fund the improvements of state roads, county roads, city streets and other local transportation projects. The C Program is successful because local leaders and citizens alike are willing to work with SCDOT to meet the needs of the communities throughout South Carolina. Section A and B of South Carolina Code 12-28-2740 state that two and sixty-six one-hundredths cents a gallon of the user fee on gasoline must be deposited with the State Treasurer and used in furtherance of a countywide transportation plan adopted by county transportation committees. These monies totaled \$81,531,604.70 for the 2006/2007 fiscal year for the C Program. The twenty self administered county transportation committees received \$42,756,921.50 of this total and the twenty six administered by SCDOT received the remaining \$38,774,683.20.

In accordance with Section P of South Carolina Code Section 12-28-2740, SCDOT has performed compliance reviews of the self administered county transportation committees. It appears that all the counties spent at least twenty-five percent of their apportionment of C funds, based on a biennial averaging of expenditures, on the state highway system for construction, improvements, and maintenance. Furthermore, the balance of uncommitted funds carried forward from one year into the next did not exceed three hundred percent of the county's total apportionment for the most recent year. Therefore, the twenty counties were found to be in compliance for this reporting period with these sections of the South Carolina Code.

Revised SCDOT Preconstruction Organization:

During 2007 the Department reorganized the Preconstruction Division of the agency in an effort to improve the delivery of projects and programs including the administration of the C Program. The new organization took the form of four statewide regional production groups, which align themselves around the Metropolitan Planning Organizations and the Council of Government statewide boundaries. This reorganization improved resource management, enhanced communication, improved project ownership and most importantly proposes to improve the project delivery time to insure roadway projects are in place for the benefit of the citizens of South Carolina. Other desired results of this change for the agency are improved employee development, the provision for additional cross training opportunities, employee retention, and a greater ability to recruit new employees.

New C Program Administrator:



In October of 2007, the Department named Herbert J. Cooper as the new C Program Administrator. Mr. Cooper, a registered professional engineer, previously served the agency in the construction and maintenance field operations prior to his transfer to the C Program office. He strongly believes that public funds should be very carefully spent and possesses a strong sense of stewardship for the use of tax dollars and accountability. One of his goals in his new position is to become a contributing team member of each county transportation committee and to assist each committee in enhancing the valuable service that their county's program provides to the local citizens. Direct questions regarding the C Program can be directed to Herbert J. Cooper @ 803-737-0230.

REPORT TO THE GENERAL ASSEMBLY
C FUND EXPENDITURES
FOR
SELF ADMINISTERED
COUNTY TRANSPORTATION COMMITTEES
JULY 1, 2006 – JUNE 30, 2007



ANDERSON COUNTY
BEAUFORT COUNTY
BERKELEY COUNTY
CHARLESTON COUNTY
CHEROKEE COUNTY
CHESTER COUNTY
CLARENDON COUNTY
COLLETON COUNTY
EDGEFIELD COUNTY
GREENVILLE COUNTY

GREENWOOD COUNTY
LANCASTER COUNTY
LAUARENS COUNTY
LEXINGTON COUNTY
NEWBERRY COUNTY
PICKENS COUNTY
SALUDA COUNTY
SPARTANBURG COUNTY
SUMTER COUNTY
YORK COUNTY

LISTING OF COUNTIES ADMINISTERING C FUNDS

- Section 1: Anderson County Transportation Committee
- Section 2: Beaufort County Transportation Committee
- Section 3: Berkeley County Transportation Committee
- Section 4: Charleston County Transportation Committee
- Section 5: Cherokee County Council
- Section 6: Chester County Council
- Section 7: Clarendon County Council
- Section 8: Colleton County Transportation Committee
- Section 9: Edgefield County Transportation Committee
- Section 10: Greenville County Transportation Committee
- Section 11: Greenwood County Transportation Committee
- Section 12: Lancaster County Transportation Committee
- Section 13: Laurens County Transportation Committee
- Section 14: Lexington County Council
- Section 15: Newberry County Transportation Committee
- Section 16: Pickens County Transportation Committee
- Section 17: Saluda County Transportation Committee
- Section 18: Spartanburg County Transportation Committee
- Section 19: Sumter County Transportation Committee
- Section 20: York County Council

ANDERSON COUNTY ANNUAL C FUND REPORT

JULY 2006 - JUNE 2007

9/22/2007

INCOME AND EXPENSES

Balance of Funds as of July 1, 2006	-----	\$ 3,472,137
Income:		
Funds Received for Period July 1, 2006 through June 30, 2007	\$ 3,450,244	
Interest Earned for Period July 1, 2006 through June 30, 2007	\$ 161,618	
Total Income	-----	\$ 3,611,861
Expenses:		
Administrative Expenses	\$ 2,000	
Per Diem Expenses	\$ -	
Local Paving Project Expenditures	\$ 1,540,450	
State Road Project Expenditures	\$ 360,881	
Total Expenditures	-----	\$ 1,903,331
Balance of Funds as of June 30, 2007	-----	\$ 5,180,668

REMAINING FUNDING COMMITMENTS

Local Paving Projects	\$ 1,402,698	
State Road Projects	\$ 2,552,568	
Total Committed Funds	-----	\$ 3,955,266
Total Uncommitted Funds Available for New Projects	-----	\$ 1,225,402
Uncommitted Funds as Percent of Total Income =	33.9%	

LOCAL PAVING PROJECTS

Note: To Date Expenses can reflect multiple fiscal years.

LOCAL ROUTE	PROJECT DESCRIPTION	WORK TYPE	RESPONSIBLE AGENCY	BUDGET	FISCAL YEAR		TO DATE	REMAINING BUDGET
					EXPENDITURES	EXPENDITURES		
	Paint Lines and Reflectors	Paint Lines	County	\$100,000.00	\$89,491.02	\$89,491.02	\$10,508.98	Incomplete
PN-04-1843	Chester Circle	Resurface	County	\$19,487.00	\$13,799.83	\$13,799.83	\$5,687.17	Complete
PZ-01-0013	Hale Street	Resurface	County	\$8,559.00	\$8,105.99	\$8,105.99	\$453.01	Complete
C-01-0199	Hale Street	Resurface	County	\$4,292.00	\$3,107.35	\$3,107.35	\$1,184.65	Complete
C-07-0092	Law Street	Resurface	County	\$7,411.00	\$4,147.69	\$4,147.69	\$3,263.31	Complete
C-01-0192A	Capers Street	Resurface	County	\$12,185.00	\$10,939.75	\$10,939.75	\$1,245.25	Complete
C-01-0136A	Tibwin Street	Resurface	County	\$4,848.00	\$5,039.36	\$5,039.36	\$191.36	Complete
C-18-0113	Kings Road	Resurface	County	\$20,864.00	\$15,792.20	\$15,792.20	\$5,071.80	Complete
C-18-0041	Brentwood Drive	Resurface	County	\$22,496.00	\$21,203.73	\$21,203.73	\$1,292.27	Complete
HP-19-1783	Gambrell Heights	Resurface	County	\$20,313.00	\$20,197.25	\$20,197.25	\$115.75	Complete
C-16-0021	Pettigrew Road	Resurface	County	\$96,181.00	\$97,041.80	\$97,041.80	\$860.80	Complete
C-02-0081	Christina Lane	Resurface	County	\$24,511.00	\$20,070.98	\$20,070.98	\$4,440.02	Complete
C-12-0015	Lisa Road	Resurface	County	\$22,421.00	\$14,465.68	\$14,465.68	\$7,955.32	Complete
C-05-0054	East View Drive	Resurface	County	\$62,945.00	\$67,603.10	\$67,603.10	\$4,658.10	Complete
C-10-0026A	Kiki/Cece Road	Resurface	County	\$22,446.00	\$22,692.72	\$22,692.72	\$246.72	Complete
C-15-0083	Brookhaven Drive	Resurface	County		\$35,327.11		\$0.00	
C-15-0086	Ellen Street	Resurface	County		\$68,636.28		\$0.00	
C-15-0084	Glendale Road	Resurface	County		\$21,261.63		\$0.00	
C-15-0083A	Brookhaven Court	Resurface	County	\$151,570.00	\$13,760.68	\$138,985.70	\$12,584.30	Complete
C-13-0023	R.J. Latham Road	Resurface	County	\$36,431.00	\$30,226.13	\$30,226.13	\$6,204.87	Complete
C-10-0156	Cricket Lane	Resurface	County	\$18,759.00	\$15,456.63	\$15,456.63	\$3,302.37	Complete
C-09-0365	Stephens Road	Resurface	County	\$15,394.00	\$13,132.59	\$13,132.59	\$2,261.41	Complete
C-07-0018N	Saluda Road	Resurface	County	\$77,338.00	\$94,212.52	\$94,212.52	\$16,874.52	Complete
C-05-0045	Jolly Acres	Resurface	County	\$68,369.00	\$70,644.23	\$70,644.23	\$2,275.23	Complete
C-01-0010	Mossy Smith Road	Resurface	County	\$47,940.00	\$41,061.58	\$41,061.58	\$6,878.42	Complete
C-02-0125A	Jala Lake Drive	Resurface	County		\$14,260.77		\$0.00	
C-02-0125B	Weston Estates Drive	Resurface	County	\$24,863.00	\$15,317.22	\$39,736.67	\$14,873.67	Complete
C-02-0125C	Kimi Court	Resurface	County		\$10,158.68		\$0.00	
C-15-0071	Kirven Drive	Resurface	County	\$7,604.00	\$5,734.77	\$5,734.77	\$1,869.23	Complete
C-01-0022A	Ellison Drive	Resurface	County	\$7,770.00	\$5,965.35	\$5,965.35	\$1,804.65	Complete
C-01-0022B	Jessie Drive	Resurface	County	\$12,034.00	\$10,026.12	\$10,026.12	\$2,007.88	Complete
C-19-0036	Reeves Road	Resurface	County	\$39,577.00	\$44,352.62	\$44,352.62	\$4,775.62	Complete
C-06-0044	Clardy Road	Resurface	County	\$19,232.00	\$7,680.00	\$7,680.00	\$11,552.00	Complete
C-05-0037D	Interstate Boulevard	Mill & Resurface	County	\$170,000.00	\$141,067.55	\$141,104.10	\$28,895.90	Complete
C-06-0041	Ballard Road	Resurface	County	\$126,947.00	\$128,063.95	\$128,063.95	\$1,116.95	Complete
C-02-0126	Watson Road	Resurface	County	\$86,607.00	\$80,931.18	\$80,931.18	\$5,675.82	Complete
PN-04-1887	Maple Drive	Resurface	County	\$16,500.00	\$12,874.97	\$12,874.97	\$3,625.03	Complete
PN-04-1936	Woodland Circle	Resurface	County	\$70,962.00	\$49,665.75	\$49,665.75	\$21,296.25	Complete
PN-04-1903	Poplar Street	Resurface	County	\$6,319.00	\$5,929.65	\$5,929.65	\$389.35	Complete
C-03-0034D	Hamilton Lane	Resurface	County	\$37,138.00	\$28,048.05	\$28,048.05	\$9,089.95	Complete
C-03-0034C	Surry Drive	Resurface	County	\$32,751.00	\$28,892.04	\$28,892.04	\$3,858.96	Complete
C-03-0034B	Georgetown Drive	Resurface	County	\$43,988.00	\$27,723.70	\$27,723.70	\$16,264.30	Complete
C-03-0034E	Lynchburg Circle	Resurface	County	\$16,547.00	\$22,156.26	\$22,156.26	\$5,609.26	Complete
C-03-0034F	Montague Lane	Resurface	County	\$11,692.00	\$9,037.45	\$9,037.45	\$2,654.55	Complete
C-03-0034A	Gray Fox Lane	Resurface	County	\$13,875.00	\$15,021.09	\$15,021.09	\$1,146.09	Complete
C-03-0027A	James Mattison Road	Resurface	County	\$56,000.00	\$48.52	\$48.52	\$55,951.48	Incomplete
C-06-0030A	Reidville Road	Resurface	County	\$32,915.00	\$30,325.67	\$30,325.67	\$2,589.33	Incomplete

LOCAL ROUTE	PROJECT DESCRIPTION	WORK TYPE	RESPONSIBLE AGENCY	BUDGET	EXPENDITURES		REMAINING BUDGET
C-10-0078	Cox Lake Road	Resurface	County	\$50,500.00	\$8,806.05	\$8,806.05	\$41,693.95 Incomplete
C-11-0016	Cardinal Lane	Resurface	County	\$11,500.00	\$7,434.21	\$7,434.21	\$4,065.79 Incomplete
C-15-0202	Guest Circle	Resurface	County	\$5,500.00	\$3,857.59	\$3,857.59	\$1,642.41 Incomplete
C-15-0133	Mercury Lane	Resurface	County	\$12,500.00	\$9,652.73	\$9,652.73	\$2,847.27 Incomplete
TOTALS							\$ -
				\$ 1,778,081	\$ 1,540,450	\$ 1,540,486	\$ 237,595

STATE ROAD PROJECTS

Note: Actual Expenses can reflect multiple fiscal years.

ROAD - ROUTE	PROJECT DESCRIPTION	WORK TYPE	RESPONSIBLE AGENCY	BUDGET	FISCAL YEAR		TO DATE	REMAINING BUDGET
Various	State Match Program 2006 - Pin 35020	Resurface	SCDOT	\$261,000.00	\$54,643.75	\$218,575.00	\$42,425.00	Incomplete
S-04-0577	Tripp Street Extension	Resurface	SCDOT	\$164,711.00	\$25,184.23	\$25,184.23	\$139,526.77	Incomplete
S-04-0175	Woodburn Road	Resurface	SCDOT	\$94,142.00	\$14,394.27	\$14,394.27	\$79,747.73	Incomplete
S-04-0188	Brown Road	Resurface	SCDOT	\$133,636.00	\$20,432.88	\$20,432.88	\$113,203.12	Incomplete
S-04-0378	Polaris Street	Resurface	SCDOT	\$49,131.00	\$7,512.11	\$7,512.11	\$41,618.89	Incomplete
S-04-0216	Spake Road	Resurface	SCDOT	\$330,968.00	\$50,604.85	\$50,604.85	\$280,363.15	Incomplete
S-04-0207	Glenwood Street	Resurface	SCDOT	\$386,056.00	\$59,027.76	\$59,027.76	\$327,028.24	Incomplete
S-04-0063	Breazeale Street	Resurface	SCDOT	\$260,144.00	\$39,775.89	\$39,775.89	\$220,368.11	Incomplete
S-04-0399	Forest Lane	Resurface	SCDOT	\$158,318.00	\$24,206.75	\$24,206.75	\$134,111.25	Incomplete
S-04-0477	Ferry Street	Resurface	SCDOT	\$82,150.00	\$12,560.70	\$12,560.70	\$69,589.30	Incomplete
S-04-0549	Palmer Street	Resurface	SCDOT	\$55,726.00	\$8,520.48	\$8,520.48	\$47,205.52	Incomplete
S-04-0708	McCoy Street	Resurface	SCDOT	\$27,908.00	\$4,267.12	\$4,267.12	\$23,640.88	Incomplete
S-04-0355	New Pond Road	Resurface	SCDOT	\$165,053.00	\$25,236.52	\$25,236.52	\$139,816.48	Incomplete
S-04-0133	Wilmont Street	Resurface	SCDOT	\$94,924.00	\$14,513.83	\$14,513.83	\$80,410.17	Incomplete
TOTALS								
				\$ 2,263,867	\$ 360,881	\$ 524,812	\$ 1,739,055	

Note: All remaining budget money from completed projects is funneled back in for reprogramming.

**BEAUFORT COUNTY ANNUAL C FUND REPORT
JULY 2006 - JUNE 2007**

12/10/07

INCOME AND EXPENSES

Balance of Funds as of July 1, 2006		\$1,397,248.00
Income:		
Funds Received for Period July 1, 2006 through June 30, 2007	\$2,118,999.00	
Interest Earned for Period July 1, 2006 through June 30, 2007	\$28,832.00	
Total Income		<u>\$2,147,831.00</u>
Expenses:		
Engineering Expenses	\$66,381.00	
Local Paving & Improvement Project Expenditures	\$1,549,601.00	
State Road Project Expenditures	\$52,020.00	
Total Expenditures		<u>\$1,668,002.00</u>
Balance of Funds as of June 30, 2007		<u>\$1,877,077.00</u>

FUNDING COMMITMENTS

Local Paving Projects	\$193,175.00	
State Road Projects	\$0.00	
Total Committed Funds		<u>\$193,175.00</u>
Total Programmed Funds Available for New Projects		<u>\$1,683,902.00</u>

Programmed Funds as Percent of Total Income = 78%

**BEAUFORT COUNTY ANNUAL C FUND REPORT
JULY 2006 - JUNE 2007**

12/10/2007

LOCAL PAVING PROJECTS

LOCAL ROUTE	PROJECT DESCRIPTION	WORK TYPE	RESPONSIBLE		BUDGET	EXPENDITURES	REMAINING BUDGET
			AGENCY				
	Mayfair Court	Paving/Drainage	County		\$0.00	\$195.00	\$(195.00)
	Lakeview Court	Paving/Drainage	County	\$	30,997.00	\$ -	\$ 30,997.00
	Benton Lane	Paving/Drainage	County	\$	160,909.00	\$ 154,170.00	\$ 6,739.00
	Dianah's Drive	Paving/Drainage	County	\$	116,344.00	\$ 109,775.00	\$ 6,569.00
	First Street	Paving/Drainage	County	\$	37,670.00	\$ 29,004.00	\$ 8,666.00
	Nazarene Road	Paving/Drainage	County	\$	108,387.00	\$ 92,002.00	\$ 16,385.00
	Scotia Road	Paving/Drainage	County	\$	68,402.00	\$ 56,958.00	\$ 11,444.00
	Village Circle	Paving/Drainage	County	\$	167,463.00	\$ 152,454.00	\$ 15,009.00
	Deveaux Road	Paving/Drainage	County	\$	-	\$ 3,792.00	\$(3,792.00)
	Honeysuckle Road	Paving/Drainage	County	\$	276,900.00	\$ 169,666.00	\$ 107,234.00
	Fiddler Road	Paving/Drainage	County	\$	385,400.00	\$ 372,023.00	\$ 13,377.00
	Quail Run S/D Rds	Paving/Drainage	County	\$	300,900.00	\$ 291,833.00	\$ 9,067.00
	Carolyn Road	Paving/Drainage	County	\$	123,300.00	\$ 117,729.00	\$ 5,571.00
	Total Local Paving Projects				\$1,776,672.00	\$1,549,601.00	\$227,071.00

OTHER LOCAL PROJECTS

LOCAL ROUTE	PROJECT DESCRIPTION	WORK TYPE	RESPONSIBLE		BUDGET	EXPENDITURES	REMAINING BUDGET
			AGENCY				
					\$0.00	\$0.00	\$0.00
	Total Local Improvement Projects				\$0.00	\$0.00	\$0.00

Expenditures for Local Projects as Percent of Total Income 72%

**BEAUFORT COUNTY ANNUAL C FUND REPORT
JULY 2006 - JUNE 2007**

STATE ROAD PROJECTS

12/10/2007

ROAD-ROUTE	PROJECT DESCRIPTION	WORK TYPE	RESPONSIBLE		BUDGET	EXPENDITURES	REMAINING BUDGET
			AGENCY				
S-7-186/S-7-187	Sunset Bluff Blvd	Sidewalk Construction	County	\$	44,072.00	\$ 44,072.00	\$0.00
S-7-20/S-7-40	Broad River Blvd/Joe Frazier Rd	Intersection Improvements	County	\$	7,723.00	\$ 7,723.00	\$0.00
S-7-59/S-7-292	Paige Point Rd Pathway	Pathway Construction	County	\$	225.00	\$ 225.00	\$0.00
Totals				\$	52,020.00	\$ 52,020.00	\$0.00

Expenditures for State Road Projects as Percent of Total Income 2%

BERKELEY COUNTY ANNUAL C-FUND REPORT
JULY 1, 2006 – JUNE 30, 2007

INCOME & EXPENSES

Balance of Funds as of July 1, 2006		\$13,501,188.38
Income:		
Gas Tax Funds Accrued for Period July 1, 2006 through June 30, 2007	\$2,324,228.28	
Interest Earned for Period July 1, 2006 through June 30, 2007	\$ 540,423.86	
Other Funds Received for Period July 1, 2006 through June 30, 2007	\$ 125,588.61	
 Total Income		 \$ 2,990,240.75
Expenses:		
Administrative Expenses	\$ 54.83	
Per Diem Expenses	\$ 0.00	
Local Paving Expenditures	\$ 3,718,065.47	
State Road Project Expenditures	\$ 371,502.30	
 Total Expenditures		 \$ 4,089,622.60
Balance of Funds as of June 30, 2007		\$12,401,806.53

FUNDING COMMITMENTS

Local Paving Projects (balance)	\$2,966,829.36	
State Road Projects (balance)	\$5,990,418.77	
 Total Committed Funds (balance)		 \$ 8,957,248.13
 Total Uncommitted Funds Available for New Projects		 \$ 3,444,558.40
 Uncommitted Funds as a Percentage of Total Income is 115.2%		

BERKELEY COUNTY ANNUAL C-FUND REPORT
JULY 1, 2006 – JUNE 30, 2007

**LOCAL PAVING PROJECTS
FY 2006/2007 Expenditures**

ROAD/ ROUTE	PROJECT DESCRIPTION	WORK TYPE	RESPONSIBLE AGENCY	BUDGET	FY 06/07 EXPENDITURES	REMAINING BUDGET
	04 B 002 Pond Road	Right of way acquisition	Berkeley County	15,000.00	10.00	14,888.00
	04 B 003 Pinefield Drive	Paving & related improvements	Berkeley County	411,200.00	125,707.74	4,330.47
	04 B 007 Peru Road	Paving & related improvements	Berkeley County	216,700.00	196,780.14	15,334.86
	04 B 009 Pine Bay Drive	Paving & related improvements	Berkeley County	394,300.00	371,504.00	18,311.00
	04 B 010 Joy Drive	Right of way acquisition	Berkeley County	15,000.00	750.00	14,100.00
	04 B 012 George Wigfall Road	Engineering and right of way acquisition	Berkeley County	15,000.00	697.50	9,892.50
	04 B 014 Factory Street	Paving	Berkeley County	12,300.00	12,229.95	70.05
	04 B 018 Bethel Road	Engineering & bid documents for paving & related improvements	Berkeley County	42,400.00	4,656.78	1,216.68
	05 B 007 County Road Resurfacing Contract A	Repair, reclamation & resurfacing	Berkeley County	3,792,200.00	2,558,644.13	1,206,055.87
	05 B 014 Montague Plantation Road Construction	Reclamation & resurfacing	Berkeley County	572,100.00	314,265.87	257,834.13

BERKELEY COUNTY ANNUAL C-FUND REPORT
 JULY 1, 2006 – JUNE 30, 2007

**STATE ROAD PROJECTS
 FY 2006/2007 Expenditures**

ROAD/ ROUTE	PROJECT DESCRIPTION	WORK TYPE	RESPONSIBLE AGENCY	BUDGET	FY 06/07 EXPENDITURES	REMAINING BUDGET
S-136	05 D 003 Liberty Hall Road Sidewalk	Sidewalk	SCDOT	495,400.00	371,502.30	123,897.70
					371,502.30	

TOTAL EXPENDITURES: \$371,502.30
 TOTAL EXPENDITURES AS PERCENTAGE OF TOTAL INCOME: 12.4%
 TOTAL NON-MATCHING PROGRAM EXPENDITURES: \$
 TOTAL NON-MATCHING PROGRAM EXPENDITURES AS
 PERCENTAGE OF TOTAL INCOME: %

BERKELEY COUNTY ANNUAL C-FUND REPORT
 JULY 1, 2006 – JUNE 30, 2007

LOCAL PAVING PROJECTS (continued)

ROAD/ ROUTE	PROJECT DESCRIPTION	WORK TYPE	RESPONSIBLE AGENCY	BUDGET	FY 06/07 EXPENDITURES	REMAINING BUDGET
	06 B 002 Pond Road	Design revision	Berkeley County	37,000.00	10,248.00	26,752.00
	06 B 003 (Peru Rd, Pinebay Dr, Montague Plantation Rd, Resurfacing Contract A)	Construction engineering, inspection & administration	Berkeley County	147,800.00	122,571.36	25,228.64
					3,718,065.47	

TOTAL EXPENDITURES: \$3,718,065.47
 TOTAL EXPENDITURES AS PERCENTAGE OF TOTAL INCOME: 124.3%

CHARLESTON COUNTY ANNUAL C FUND REPORT
JULY 2006 - JUNE 2007
Report Date: November 06, 2007

INCOME AND EXPENSES

Balance of Funds as of July 1, 2006		<u>\$ 7,431,357</u>
		<u>\$ 7,431,357</u>
 Income:		
Funds Received for Period July 1, 2006 through June 30, 2007	\$ 4,712,484	
Interest Earned for Period July 1, 2006 through June 30, 2007	\$ 389,891	
Total Income		<u>\$ 5,102,375</u>
 Expenses:		
Administrative Expenses	\$ 2,000	
Local Road Project Expenditures	\$ 1,040,811	
State Road Project Expenditures	\$ 922,733	
Total Expenditures		<u>\$ 1,965,544</u>
Balance of Funds as of June 30, 2007		<u>\$ 10,568,188</u>

FUNDING COMMITMENTS

Local Road Projects	\$ 3,580,866
State Road Projects	\$ 4,053,799
Total Committed Funds	<u>\$ 7,634,665</u>
Total Uncommitted Funds Available for New Projects	<u>\$ 2,933,523</u>
Uncommitted Funds as Percent of Total Income = 57.5%	

LOCAL PAVING PROJECTS

LOCAL ROUTE	Org Key	PROJECT DESCRIPTION	WORK TYPE	RESPONSIBLE AGENCY	BUDGET	EXPENDITURES	REMAINING BUDGET
	W42006709	Alston Avenue					
	W42006114	Andy Road	Paving	Charleston County	\$ 216,000	\$ 1,335	\$ 214,665
	W42006304	Andy Road	Paving	Charleston County	\$ 91,414	\$ -	\$ 91,414
	W42006604	Hagerman Paving	Paving	Charleston County	\$ 100,000	\$ -	\$ 100,000
	W42006512	Hagerman Street	Paving	Charleston County	\$ 99,025	\$ 66,522	\$ 32,403
	W42006497	Isle Of Palms	Paving	Charleston County	\$ 37,339	\$ 37,339	\$ -
	W42006710	Lincolntown Traffic	Drainage	Charleston County	\$ 1,050	\$ -	\$ 1,050
	W42006510	Lincolntown Misc	Traffic Study	Charleston County	\$ 15,000	\$ 12,300	\$ 2,700
	W42006508	McKay Drive	Road Materials	Charleston County	\$ 68,776	\$ -	\$ 68,776
	W42006005	New Road	Paving	Charleston County	\$ 1,106	\$ -	\$ 1,106
	W42006410	New Road	Paving	Charleston County	\$ 175,000	\$ 84,532	\$ 90,468
	W42006509	New Road	Paving	Charleston County	\$ 75,000	\$ -	\$ 75,000
	W42006609	Old Tea Farm Road	Paving	Charleston County	\$ 50,000	\$ -	\$ 50,000
	W42006707	Old Tea Farm Road	Paving	Charleston County	\$ 109,100	\$ 79,203	\$ 29,897
	W42006409	Parana Street	Paving	Charleston County	\$ 165,000	\$ -	\$ 165,000
	W42006507	Parana Street	Paving	Charleston County	\$ 24,999	\$ 20,834	\$ 4,165
	W42006511	Pavement Management	Paving	Charleston County	\$ 85,761	\$ 52,802	\$ 32,959
	W42006605	Porchers Bluff Road	Software	Charleston County	\$ 26,164	\$ 5,450	\$ 20,684
	W42006704	Porchers Bluff Road	Paving	Charleston County	\$ 262,642	\$ 262,642	\$ -
	W42007404	Railroad Avenue	Paving	Charleston County	\$ 147,488	\$ 147,488	\$ -
(see attachment)	W42007609	Resurfacing FY06	Road way Improvement	Charleston County	\$ 17,330	\$ -	\$ 17,330
(see attachment)	W42019602	Resurfacing FY06 SMP B	Resurfacing	Charleston County	\$ 458,736	\$ 270,166	\$ 188,570
(see attachment)	W42007707	Resurfacing FY07	Resurfacing	Charleston County	\$ 13,627	\$ (8,110)	\$ 21,736
	W42006711	Seabrook Ped/Bicycle	Resurfacing	Charleston County	\$ 1,620,945	\$ 6,655	\$ 1,614,291
	W42006708	Selah Street	Bike Path	Charleston County	\$ 50,000	\$ -	\$ 50,000
	W42006307	Ward Avenue	Paving	Charleston County	\$ 119,000	\$ 1,522	\$ 117,478
	W42006305	West Boundary	Rock/Asphalt	Charleston County	\$ 279,000	\$ -	\$ 279,000
	W42006504	West Huron Avenue	Paving	Charleston County	\$ 302,176	\$ -	\$ 302,176
			Drainage	Charleston County	\$ 10,000	\$ -	\$ 10,000
TOTALS					\$ 4,621,677	\$ 1,040,811	\$ 3,580,866

EXPENDITURES FOR LOCAL ROAD PROJECTS AS PERCENT OF TOTAL INCOME = 20.4%

STATE ROAD PROJECTS

ROAD ROUTE	Org Key	PROJECT DESCRIPTION	WORK TYPE	RESPONSIBLE AGENCY	BUDGET	EXPENDITURES	REMAINING BUDGET
S-1210	W42007608	Ashley Hall Road	Sidewalk	Charleston County	\$ 25,563	\$ 8,487	\$ 17,076
S-1210	W42007518	Ashley Hall Road Sidewalk Design	Sidewalk	Charleston County	\$ 54,789	\$ 6,275	\$ 48,513
S-216	W42007706	Fairmont Road	Sidewalk	Charleston County	\$ 57,000	\$ 554	\$ 56,446
S-216	W42006608	Fairmont Road	Sidewalk	Charleston County	\$ 86,209	\$ 79,223	\$ 6,986
SC-171	W42007517	Folly Road Sidewalk Design	Sidewalk	Charleston County	\$ 6,189	\$ 1,098	\$ 5,091
S-94	W42007604	Grimball Road Bike Lane	Bike Path	Charleston County	\$ 199,587	\$ 405	\$ 199,182
S-94	W42007504	Grimball Road Bike Path	Bike Path	Charleston County	\$ 24,027	\$ 12,147	\$ 11,881
S-1192	W42007711	Lofton Drainage	Drainage	Charleston County	\$ 36,000	\$ -	\$ 36,000
S-6	W42007605	Magnolia Phase II	Sidewalk	Charleston County	\$ 60,700	\$ 60,700	\$ -
S-6	W42007503	Magnolia Road Phase I	Sidewalk	Charleston County	\$ 145,360	\$ 113,386	\$ 31,995
S-6	W42007705	Magnolia Road Phase II	Sidewalk	Charleston County	\$ 65,000	\$ 22,261	\$ 42,739
S-6/US17	W42007123	Magnolia/Savannah	Intersection Improvement	Charleston County	\$ 37,500	\$ 37,500	\$ -
S-1863	W42007712	Magwood Road	Sidewalk	Charleston County	\$ 20,000	\$ 6,833	\$ 13,167
S-20/1442	W42007709	Main/Brownswood	Intersection Improvement	Charleston County	\$ 100,000	\$ 25,792	\$ 74,208
S-599	W42007002	Middle Street	Drainage	Charleston County	\$ (7,269)	\$ (7,269)	\$ -
S-599	W42007506	Middle Street	Drainage	Charleston County	\$ 112,851	\$ 46,465	\$ 66,386
S-599	W42007607	Middle Street Drainage	Drainage	Charleston County	\$ (38,706)	\$ (38,706)	\$ -
SC61/1863	W42007708	McConnell/Magwood	Intersection Improvement	Charleston County	\$ 125,000	\$ -	\$ 125,000
S-9	W42007611	North Pinckney Street	Drainage	Charleston County	\$ 44,414	\$ 136	\$ 44,278
S-1373	W42007509	Orleans Road	Widening	Charleston County	\$ 500,000	\$ -	\$ 500,000
S-51	W42007513	Porchers Bluff/Rifle Range	Round About	Charleston County	\$ 99,875	\$ 85,564	\$ 14,311
S-51	W42007704	Porchers Bluff/Rifle Range	Round About	Charleston County	\$ 150,000	\$ 139,873	\$ 10,127
US17	W42007507	Postal Drive	Turn Lane	Charleston County	\$ 3,714	\$ -	\$ 3,714
(see attachment)	W42007406	Resurfacing FY04	Resurfacing	Charleston County	\$ 100,625	\$ -	\$ 100,625
(see attachment)	W42007411	Resurfacing FY04 RISE	Resurfacing	Charleston County	\$ 730,296	\$ -	\$ 730,296
(see attachment)	W42007508	Resurfacing FY05	Resurfacing	Charleston County	\$ 324,158	\$ -	\$ 324,158
(see attachment)	W42007519	Resurfacing Handicap Ramps	Resurfacing	Charleston County	\$ 53,357	\$ -	\$ 53,357
(see attachment)	W42007415	Resurfacing RISE non grant	Resurfacing	Charleston County	\$ 250,000	\$ -	\$ 250,000
(see attachment)	W42007609	Resurfacing FY06	Resurfacing	Charleston County	\$ 458,736	\$ 270,166	\$ 188,570
(see attachment)	W42019602	Resurfacing FY06 SMP B	Resurfacing	Charleston County	\$ 13,627	\$ (8,110)	\$ 21,736
(see attachment)	W42007707	Resurfacing FY07	Resurfacing	Charleston County	\$ 1,019,461	\$ 4,185	\$ 1,015,275
US17/SC41	W42007122	US17 at SC41	Intersection Improvement	Charleston County	\$ -	\$ (68)	\$ 68
US17/SC165	W42007307	US17/165 Intersection	Intersection Improvement	Charleston County	\$ 39,456	\$ 39,456	\$ -
S-521	W42007514	Wallace School Road	Turn Lane	Charleston County	\$ 4,137	\$ -	\$ 4,137
S-730	W42007403	White Oak	Sidewalk	Charleston County	\$ 74,857	\$ 16,379	\$ 58,477
TOTALS					\$ 4,976,531	\$ 922,733	\$ 4,053,799

EXPENDITURES FOR STATE ROAD PROJECTS AS PERCENT OF TOTAL INCOME = 18.1%

State Roads on Resurfacing Lists

<u>FY2004</u>	<u>FY2004</u>	<u>FY2005</u>	<u>FY2006</u>	<u>FY2007</u>
<u>Non Rise Roads</u>	<u>Rise Roads</u>			
S-1038	S-107	S-521	S-599	S-974
S-1106	S-13	S-1542	S28/SC171	S-103
S-1206	S-54	S-1541	S-57	S-894
S-1217	S-67	S-1523	SC-642	S-669
S-1244		S-829	S-599	S-1157
S-1434		S-1062	S-1863	S-1208
S-1702		S-1211	S-1189	S-2104
S-1716		S967	SC-171	S-1109
S-1717		S-145	S-51/S-921	S-1241
S-387		S-28	US-52	S-733
S-499		S-1279	US-17	S-861
S-499		S-553	S-94	S-175
S-63		S-626	S-6	S-1020
S-658		S-1975	S-9	S-2101
S-662		S-1543	S-54	S-295
S-81		S-195	S-1028	S-126
S-983		S-1660	US17/SC-165	S-105
		S-873	S-1210	S-287
		S-873	S-521	S-732
		S-211	S-51	S-2105
		S-833	US17/SC41	
		S-1600	S-730	
		S-2361		
		S-874		
		S-1555		
		SC700		
		S-516		
		S-49		
		S-264		
		S-119		
		S-1430		
		S-520		
		S-2124		
		S-54		
		S-828		
		S-838		
		S-2017		
		S-106		
		S-445		
		S-876		
		S-520		
		S-1113		

CHEROKEE COUNTY - "C" FUND REPORT
JULY 2006 -- JUNE 2007

INCOME AND EXPENSES

BALANCE OF "C" FUNDS AS OF JULY 1, 2006 ----- \$ 1,664,645

INCOME:

FUNDS RECEIVED FOR PERIOD JULY 1, 2006 THROUGH JUNE 30, 2007 1,286,363

INTEREST EARNED FOR PERIOD JULY 1, 2006 THROUGH JUNE 30, 2007 52,419

TOTAL INCOME ----- \$ 1,338,782

EXPENSES:

ADMINISTRATIVE EXPENSES 0

PER DIEM EXPENSES 0

LOCAL PAVING PROJECT EXPENDITURES 1,088,239

STATE ROAD PROJECT EXPENDITURES 649,511

TOTAL EXPENDITURES ----- \$ 1,737,750

BALANCE OF FUNDS AS OF JUNE 30, 2007 ----- \$ 1,265,677

FUNDING COMMITMENTS

LOCAL PAVING PROJECTS 282,880


STATE ROAD PROJECT 52,579

TOTAL COMMITTED FUNDS ----- \$ 335,459

TOTAL UNCOMMITTED FUNDS AVAILABLE FOR NEW PROJECTS ----- \$ 930,218

UNCOMMITTED FUNDS AS PERCENT TO TOTAL INCOME = 69.48%

RESPECTFULLY SUBMITTED


BEN L. CLARY, INTERIM ADMINISTRATOR

EXPENDITURES

LOCAL PAVING PROJECTS

LOCAL ROUTE	PROJECT DESCRIPTION	WORK TYPE	RESPONSIBLE AGENCY	BUDGET	EXPENDITURES	REMAINING BUDGET	STATUS
	ANNETTE STREET	RESURFACE	CITY OF GAFFNEY	26,180.00	24,802.77	1,377.23	COMPLETED
	AUSTELL DRIVE	RESURFACE	COUNTY	9,332.00	9,331.30	0.70	COMPLETED
	BELLS BRANCH ROAD EAST	RESURFACE	COUNTY	19,881.00	18,437.81	1,443.19	COMPLETED
	BORDERS ROAD	RESURFACE	COUNTY	10,913.00	11,247.46	(334.46)	COMPLETED
	BRIGHT ROAD	RESURFACE	COUNTY	6,203.00	6,230.04	(27.04)	COMPLETED
	CALLES STREET NORTH	RESURFACE	TOWN OF BLACKSBURG	7,801.00	8,812.44	(1,011.44)	COMPLETED
	CAMP DRIVE	RESURFACE	COUNTY	8,074.00	6,711.55	1,362.45	COMPLETED
	CARROLL DRIVE	RESURFACE	COUNTY	24,000.00	25,009.88	(1,009.88)	COMPLETED
	CHEROKEE CREEK ROAD	RESURFACE	COUNTY	50,535.00	53,035.04	(2,500.04)	COMPLETED
	CONCORD ACRES DRIVE	RESURFACE	COUNTY	6,821.00	7,759.45	(938.45)	COMPLETED
	COUNT GRAVEL ROAD	RESURFACE	COUNTY	11,142.00	11,152.65	(10.65)	COMPLETED
	ESTATE RIDGE ROAD	RESURFACE	COUNTY	11,993.82	12,000.46	(6.64)	COMPLETED
	GASTON SHOALS ROAD	RESURFACE	COUNTY	14,241.00	11,322.31	2,918.69	COMPLETED
	GEORGE ROAD	RESURFACE	COUNTY	39,775.00	37,517.22	2,257.78	COMPLETED
	GREAT MEADOW DRIVE	RESURFACE	COUNTY	38,623.00	38,298.25	324.75	COMPLETED
	HACKBERRY CIRCLE	RESURFACE	COUNTY	14,210.92	14,213.05	(2.13)	COMPLETED
	HAMBRIGHT ROAD	GRAVEL	COUNTY	17,472.00	2,221.35	15,250.65	INCOMPLETE
	HAMPTON BLVD	RESURFACE	COUNTY	30,822.00	32,520.40	(1,698.40)	COMPLETED
	HAMPTON COURT	RESURFACE	COUNTY	8,140.00	8,189.66	(49.66)	COMPLETED
	HAMPTON DRIVE	RESURFACE	COUNTY	16,995.00	17,731.00	(736.00)	COMPLETED
	HARRINGTON ROAD	RESURFACE	COUNTY	9,806.00	9,516.49	289.51	COMPLETED
	HOPPER DRIVE	RESURFACE	COUNTY	4,157.00	4,366.25	(209.25)	COMPLETED
	HWY 29 @ TEMPLE CHURCH	SIDEWALK	COUNTY	1,500.00	1,500.00	0.00	COMPLETED
	LANCASTER DRIVE	RESURFACE	COUNTY	21,757.00	23,520.23	(1,763.23)	COMPLETED
	LIME STREET	RESURFACE	TOWN OF BLACKSBURG	30,279.00	28,269.99	2,009.01	COMPLETED
	LISA LANE	PAVE	COUNTY	20,912.20	20,968.06	(55.86)	COMPLETED
	LOGAN STREET	RESURFACE	TOWN OF BLACKSBURG	1,488.00	1,364.00	124.00	COMPLETED
	MAGGIE DRIVE	RESURFACE	COUNTY	7,984.00	8,443.08	(459.08)	COMPLETED
	MAPLE TREE LANE	RESURFACE	COUNTY	26,206.00	28,984.60	(2,778.60)	COMPLETED
	MCCRAW TRAIL	PAVE	COUNTY	37,600.00	37,780.97	(180.97)	COMPLETED
	MCDOWELL ROAD	RESURFACE	COUNTY	10,878.00	12,240.47	(1,362.47)	COMPLETED
	MCGILL ROAD	RESURFACE	COUNTY	9,000.00	8,448.07	551.93	COMPLETED
	MONROE ROAD	RESURFACE	COUNTY	4,990.00	5,004.97	(14.97)	COMPLETED
	NO NAME ROAD	RESURFACE	COUNTY	10,199.00	11,501.95	(1,302.95)	COMPLETED
	OLEE ROAD	RESURFACE	COUNTY	2,530.00	2,809.37	(279.37)	COMPLETED
	OZELLE AVENUE	RESURFACE	CITY OF GAFFNEY	6,085.00	5,858.36	226.64	COMPLETED
	PADGETT DRIVE	RESURFACE	COUNTY	10,782.00	10,811.95	(29.95)	COMPLETED
	PATRICK ROAD	RESURFACE	COUNTY	1,500.00	1,417.27	82.73	COMPLETED
	PEBBLESTONE ROAD	RESURFACE	COUNTY	8,850.00	8,787.33	62.67	COMPLETED

PETERSON ROAD	RESURFACE	COUNTY	8,985.53	8,370.59	614.94	COMPLETED
PHILLIPS CIRCLE	PAVE	COUNTY	133,127.00	130,012.17	3,114.83	COMPLETED
PHILLIPS ROAD	PAVE	COUNTY	18,864.00	18,631.36	232.64	COMPLETED
PINE FOREST ROAD	RESURFACE	COUNTY	4,990.00	5,049.88	(59.88)	COMPLETED
ROSS ROAD	RESURFACE	COUNTY	111,468.00	126,927.75	(15,459.75)	COMPLETED
SARRATT STREET	RESURFACE	CITY OF GAFFNEY	35,140.00	33,980.56	1,159.44	COMPLETED
SHARON DRIVE	PAVE	COUNTY	20,133.74	20,184.71	(50.97)	COMPLETED
SHERRILL DRIVE	RESURFACE	COUNTY	20,659.00	20,982.95	(323.95)	COMPLETED
SILVER RIDGE ROAD	RESURFACE	COUNTY	6,651.00	6,487.00	164.00	COMPLETED
SKINNY'S ROAD	PAVE	COUNTY	5,931.96	5,934.09	(2.13)	COMPLETED
SPEARS ALLEY	RESURFACE	CITY OF GAFFNEY	10,931.00	10,968.82	(37.82)	COMPLETED
SPRUCE STREET	RESURFACE	CITY OF GAFFNEY	16,467.00	15,484.76	982.24	COMPLETED
SUNSET DRIVE	RESURFACE	TOWN OF BLACKSBURG	10,329.00	9,495.97	833.03	COMPLETED
THOMAS STREET	RESURFACE	CITY OF GAFFNEY	7,423.00	6,822.12	600.88	COMPLETED
TIMBERBROOK ROAD	PAVE	COUNTY	31,286.02	31,485.81	(199.79)	COMPLETED
WATKINS GLENN ROAD	PAVE	COUNTY	19,276.08	19,216.01	60.07	COMPLETED
WHISPERING PINES	RESURFACE	COUNTY	30,958.00	29,336.86	1,621.14	COMPLETED
DANIEL MORGAN WATER	WATER	COUNTY	72.80	72.80	0.00	COMPLETED
GOUCHER WATER COMPANY	WATER	COUNTY	657.00	657.00	0.00	COMPLETED
				1,088,238.71		

jww

EXPENDITURES FOR LOCAL PAVING PROJECTS AS PERCENT OF TOTAL INCOME = 81.29%

STATE ROAD PROJECTS

ROAD ROUTE	PROJECT DESCRIPTION	WORK TYPE	RESPONSIBLE AGENCY	BUDGET	EXPENDITURES	REMAINING BUDGET	STATUS
S-11-333	5TH STREET	RESURFACE	COUNTY	21,483.00	22,095.90	(612.90)	COMPLETED
S-11-464	COLUMBUS STREET	RESURFACE	CITY OF GAFFNEY	9,236.00	9,502.60	(266.60)	COMPLETED
S-11-71	CONCORD ROAD	RESURFACE	COUNTY	240,851.43	240,851.43	0.00	COMPLETED
S-11-599	CRENSHAW ROAD	RESURFACE	COUNTY	98,000.00	96,145.64	1,854.36	COMPLETED
S-11-429	DRAYTON TRAIL	RESURFACE	COUNTY	1,240.00	1,302.00	(62.00)	COMPLETED
S-11-354	FLOYD BAKER BLVD	RESURFACE	CITY OF GAFFNEY	6,763.00	8,450.02	(1,687.02)	COMPLETED
S-11-303	MORRIS DRIVE	RESURFACE	COUNTY	40,565.00	40,392.10	172.90	INCOMPLETE
S-11-436	OLD PROS DRIVE	RESURFACE	COUNTY	109,299.85	107,117.97	2,181.88	COMPLETED
S-11-480	RIDGEWAY ROAD	RESURFACE	CITY OF GAFFNEY	25,061.00	24,003.64	1,057.36	COMPLETED
S-11-603	SHELBY STREET, SOUTH	RESURFACE	COUNTY/TOWN OF BLKS	88,500.00	89,328.60	(828.60)	INCOMPLETE
S-11-480	WOODSIDE DRIVE	RESURFACE	CITY OF GAFFNEY	9,739.00	10,321.06	(582.06)	COMPLETED
					649,510.96		

jww

EXPENDITURES FOR STATE ROAD PROJECTS AS PERCENT OF TOTAL INCOME = 48.52%

FUNDING COMMITMENTS

LOCAL PAVING PROJECTS

LOCAL ROUTE	PROJECT DESCRIPTION	WORK TYPE	RESPONSIBLE AGENCY	BUDGET			STATUS
	HAMBRIGHT ROAD	RESURFACE	COUNTY	15,250.65			PENDING
	EUPHRA DRIVE	PAVE	COUNTY	50,881.00			PENDING
	DARVELL ROAD	RESURFACE	COUNTY	6,418.00			PENDING
	TURNER ROAD	RESURFACE	COUNTY	24,359.00			PENDING
	MCCRAW TRAIL	RESURFACE	COUNTY	55,594.00			PENDING
	OLA LANE	PAVE	COUNTY	23,500.00			PENDING
	SAM'S ROAD	RESURFACE	COUNTY	3,406.00			PENDING
	LINK ROAD	RESURFACE	COUNTY	10,239.00			PENDING
	SIVERMAN ROAD	RESURFACE	COUNTY	18,432.00			PENDING
	PINE STREET, WEST	RESURFACE	COUNTY	20,000.00			PENDING
	WEDGEWOOD	RESURFACE	COUNTY	12,800.00			PENDING
	SNOKE RIDGE ROAD	RESURFACE	COUNTY	42,000.00			PENDING
				282,879.65			

PENDING LOCAL PAVING PROJECTS AS PERCENT OF TOTAL INCOME = 21.13%

STATE ROAD PROJECTS

ROAD ROUTE	PROJECT DESCRIPTION	WORK TYPE	RESPONSIBLE AGENCY	BUDGET			STATUS
S-11-603	SHELBY STREET	MARKINGS	COUNTY	0.00			PENDING
S-11-303	MORRIS DRIVE	TEST	COUNTY	172.90			PENDING
S-11-603	VAUGHAN ROAD	RESURFACE	COUNTY	47,500.00			PENDING
S-11-574	FIKE DRIVE	RESURFACE	COUNTY	4,906.00			PENDING
				52,578.90			

PENDING STATE ROAD PROJECTS AS PERCENT OF TOTAL INCOME = 3.93%

CHESTER COUNTY ANNUAL C FUND REPORT



REPORT DATE: JULY 2006 - JUNE 2007

DUE: 12/1/2007

INCOME AND EXPENSES

Balance of Funds as of July 1, 2006	\$1,341,372
Income:		
Funds received for Period July 1, 2006 through June 30, 2007		\$1,030,062
Funds received for Period July 1, 2006 through June 30, 2007		\$1,002,938 (2 refunds from SCDOT)
Earned Income for Period July 1, 2006 through June 30, 2007		\$128,439
Total Income	<u>\$2,161,439</u>
Expenses:		
County Expenditures	\$167,890
State Projects	\$70,775
Total Expendit	<u>\$238,665</u>
Balance of Funds as of June 30, 2007		<u>\$3,264,146</u>

FUNDING COMMITMENTS

* Local Paving Projects (See Below)	\$882,926
** State Road Projects (See Below)	\$518,861
Total Committed Funds	<u>\$1,401,787</u>
Total Uncommitted Funds Available for New Projects		\$1,862,359
Uncommitted Funds as Percent of Total Income =		86.16%
* Local paving projects:		
SC 9/Bellline Comm.	\$0	
Convenience Site Sign Mat'l.	\$3,208	
Ft. Lawn & Edgemoor F.D.	\$50,813	
2007 Rdwy. Improvement Program	\$552,918	
Dennis Corp. Services	 (per Dennis Corp. Report)	
** State projects include:		
SCDOT SMP06 Match	\$195,000	
Dennis Corp. Services	 (per Dennis Corp. Report)	
	<u>\$1,401,787</u>	

CHESTER COUNTY PAVING PROJECTS

LOCAL PAVING PROJECTS

LOCAL ROUTE	PROJECT DESCRIPTION	WORK TYPE	RESPONSE AGENCY	BUDGET	EXPENDED TO DATE	REMAINING BUDGET
	SC 9/Beltline Connector(York Tech Project)	Construction	County	\$1,500,000	\$1,397,697	\$102,303
	SCDOT SIMP Program	Match	County	\$70,775	\$70,775	\$0
	Armory Parking Lot		County		\$14,196	\$0
	Convenience Site Signs		County		\$3,190	\$0
	Great Falls Library		County		\$9,100	\$0
				\$1,597,261	\$1,494,958	\$102,303

**CLARENDON COUNTY ANNUAL C FUND REPORT
JULY 2006 - JUNE 2007**

INCOME AND EXPENSES:

Balance of Funds as of July 1, 2006		\$1,941,822
Income:		
Funds Received for Period July 1, 2006 through June 30, 2007	\$1,037,265	
Interest Earned for Period July 1, 2006 through June 30, 2008	75,613	
Total Income:	<hr/>	1,112,878
Expenses:		
Administrative Expenses	\$19,227	
Local Paving Projects	1,373,132	
State Road Projects	366,387	
Total Expenses:	<hr/>	1,758,746
Balance of Funds as of June 30, 2007		<hr/> \$1,295,954 <hr/>

FUNDING COMMITMENTS:

Local Paving Projects	\$558,497	
State Road Projects	224,675	
Total Committed Funds	<hr/>	\$783,172
Total Uncommitted Funds Available for New Projects		<hr/> \$512,782 <hr/>
Uncommitted Funds as a Percentage of Total Income		46.1%
Local Expenditures as a Percentage of Total Income		123.4%
State Road Project Expenditures as a Percentage of Total Income		32.9%

Clarendon County C-Program Statement

Project Description	Work type	Responsible Agency	Total Budget	Total Expenditures	Remaining Budget	Status*
Local Paving Projects						
Oak Grove Church Rd., JW Rhames Rd & Pringle Rd	Pave & Impr	SCDOT	135,500	100,494	0	C
Materials for road maintenance	Materials	County	257,000	198,426	0	C
Materials & fabrication of road signs	Materials	County	25,000	25,000	0	C
Parking area Courthouse	Pave & Impr	County	25,000	21,494	0	C
Haseldon, Still Water, Crawford, Lori, Sportsman, Setter, McCoy, Witty, Mabe & Poston Ln	Pave & Impr	County	978,163	814,963	163,200	O
Turbeville Recycling Ctr. Drive and parking area	Pave & Impr	County	35,000	32,971	0	C
Materials for road maintenance	Materials	County	288,001	288,001	0	C
CTC part in maint. of existing county roads throughout	Pave & Impr	County	165,000	126,901	0	C
Public parking lot at Fire department (Station #1)	Pave & Impr	County	31,000	0	31,000	O
Materials & fabrication of road signs	Materials	County	25,000	25,000	0	C
Sardinia Recycling Ctr. Drive and parking area	Pave & Impr	County	35,100	36,059	0	C
Materials for road maintenance (reconstituted asphalt)	Materials	County	332,000	32,000	300,000	O
Materials for road maintenance (cold mix asphalt)	Materials	County	5,000	0	5,000	O
Indiana Road	Pave & Impr	County	112,260	112,975	0	C
City of Manning Streetscape Project	Improvement	City of Manning	59,297	0	59,297	O
Totals			2,508,321	1,814,285	558,497	
State Road Projects						
Oaks Rd. from Dingle Pond to Liberty Church Rd.	Resf & patch	SCDOT	261,554	253,439	0	C
Felton Rd. and Flynn Rd	Resf	SCDOT	435,425	430,569	4,856	O
Add'l. CTC for Oaks Rd. from Dingle Pond to Liberty Church Rd.	Resf & patch	SCDOT	119,814	10,184	109,630	O
US Rt 378 from US 301 to west of Rd S-18 in Florence	Widen	SCDOT	368,000	275,916	92,084	O
US Rt 378 from US 301 to west of Rd S-18 in Florence	Widen	SCDOT	72,420	54,315	18,105	O
Totals			1,257,213	1,024,423	224,675	
TOTAL COMMITTED FUNDS					783,172	

* C - Project completed
O - Open

COLLETON COUNTY ANNUAL C FUND REPORT
JULY 2006 - JUNE 2007

INCOME AND EXPENSES

Balance of Funds as of July 1, 2006		\$ 5,234,042
Income:		
Funds Received for Period July 1, 2006 through June 30, 2007	\$ 1,583,749	
Interest Earned for Period July 1, 2006 through June 30, 2007	\$ 191,367	
Total Income		\$ 1,775,116
Expenses:		
Administrative Expenses	\$ 1,747	
Per Diem Expenses	\$ -	
Local Paving Project Expenditures	\$ 268,153	
State Road Project Expenditures	\$ 2,208,759	
Total Expenditures		\$ 2,478,659
Balance of Funds as of June 30, 2007		\$ 4,530,499

FUNDING COMMITMENTS

Local Paving Projects	\$ 404,964	
State Road Projects	\$ 1,382,316	
Total Committed Funds		\$ 1,787,279
Total Uncommitted Funds Available for New Projects		\$ 2,743,220
Uncommitted Funds as Percent of Total Income =	154.5%	

LOCAL PAVING PROJECTS

LOCAL ROUTE	PROJECT DESCRIPTION	WORK TYPE	RESPONSIBLE AGENCY	BUDGET	EXPENDITURES	REMAINING BUDGET
15.005	Improvements 16 Existing County Roads	Paving	ColletonCTC	\$ 44,180	\$ -	\$ 44,180
15.006	Improvements 13 Existing Roads	Eng./Constr.Mgmt.	ColletonCTC	\$ 170,223	\$ 66,201	\$ 104,022
15.007	Improvements 9 Existing Roads	Eng./Constr.Mgmt.	ColletonCTC	\$ 101,371	\$ 53,743	\$ 47,628
	Jacksonboro Cemetery Road	Eng.	ColletonCTC	\$ 175,000	\$ -	\$ 175,000
	Misc. Improv. 4 roads Amend.#1 Town of C/ville McNeil,Possum Comer,Carolette Court	Constr/Constr.Mgmt	ColletonCTC	\$ 47,088	\$ 47,088	\$ -
	USC Salk-Parking	Construction	ColletonCTC	\$ 135,000	\$ 100,867	\$ 34,133
	Browntown Road	Engineering	ColletonCTC	\$ 255	\$ 255	\$ -
	TOTALS			\$ 673,117	\$ 268,153	\$ 404,964

EXPENDITURES FOR LOCAL PAVING PROJECTS AS PERCENT OF TOTAL INCOME = 15.1%

STATE ROAD PROJECTS

ROAD - ROUTE	PROJECT DESCRIPTION	WORK TYPE	RESPONSIBLE AGENCY	BUDGET	EXPENDITURES	REMAINING BUDGET
S-15-21	SMP'08 Sidney's Road	Resurfacing	SCDOT	\$ 249,000	\$ -	\$ 249,000
S-15-21	VA Nursing Home Sidneys Road	Turn Lanes	SCMHD	\$ 205,000	\$ 205,000	\$ -
US17-A	Town of Cottagville-Sidewalk	Constr/constr.Mgmt	CTC	\$ 57,481	\$ 56,234	\$ 1,246
	03/04 & 04/05 Resurface Sidneys Road	Resurfacing	SCDOT	\$ 850,000	\$ 832,928	\$ 17,072
#27479	HIMP/Rise Project, US Rt.15 & SC Rt.64 Bypass	Intersection Improve	SCDOT	\$ 2,229,194	\$ 1,114,597	\$ 1,114,597
#31185	RISE Project -In Conjunction with HIMP/US-15&SC-64	Intersection Improve	SCDOT	\$ -	\$ -	\$ -
	Walter P. Lloyd Memorial Interchange	Sinage	SCDOT	\$ 400		\$ 400
	TOTALS			\$ 3,591,075	\$ 2,208,759	\$ 1,382,316

EXPENDITURES FOR STATE ROAD PROJECTS AS PERCENT OF TOTAL INCOME = 124.4%

3/7
 1 2056574088

County C-Funds					
Account #021-001-01000-00100					
Fiscal Year 2005 through 2006 (Page 1 of 5)					
Date	Deposits	Withdrawals	Interest	Balance	Description
6/30/2005				\$1,110,942.45	Balance brought forward as of 6/30/05
7/11/2005		\$545.08		\$1,110,397.37	Ck 11300 Payable to 4S Sign & Supply, Inc., Invoice #0598302, P. O. #C-04288
7/11/2005		\$400.00		\$1,109,997.37	Ck 11301 Payable to E. Berry Testing, Project 05-03-008, P. O. #C-04290
7/12/2005		\$1,484.00		\$1,108,513.37	Ck 11316 Payable to Arrow Equipment, Invoice #32412, P. O. #C-04292
7/18/2005	\$85,032.90			\$1,193,546.27	Ck Rec'd from State as of June 30, 2005
7/28/2005		\$31.20		\$1,193,515.07	Ck 11374 Payable to Citizens News
7/28/2005		\$33.00		\$1,193,482.07	Ck 11375 Payable to Edgefield Advertiser
7/29/2005			\$3,280.53	\$1,196,762.60	July Interest
8/2/2005		\$6,038.76		\$1,190,725.84	Ck 11407 Payable to Advanced Drainage Systems, Invoice 12753746, P. O. #C-04293
8/2/2005		\$897.89		\$1,189,827.95	Ck 11408 Payable to Arrow Equipment, Invoice 32512, P. O. #C-04297
8/8/2005		\$3,482.38		\$1,186,365.57	Ck 11426 Payable to 4S Sign & Supply, Inc., Invoice 0598480, P. O. #C-04291
8/9/2005		\$2,113.31		\$1,184,252.26	Ck 11438 Payable to NW White & Co., Invoice 130863, P.O. #C-04298
8/12/2005	\$71,037.61			\$1,255,289.87	Ck Rec'd from State as of July 31, 2005
8/24/2005		\$5,610.19		\$1,249,679.68	Ck 11485 Payable to NW White & Co., Invoices 132199, 132214 and 13228, P.O. #C-04300
8/31/2005			\$3,641.39	\$1,253,321.07	August Interest
9/8/2005		\$7,673.53		\$1,245,647.54	Ck 11540 Payable to NW White & Co., Invoices 132622, 133144, and 133161, P.O. #C-04299
9/8/2005		\$2,350.00		\$1,243,297.54	Ck 11541 Payable to Albert Major Concrete Work of All Kinds, P.O. #C-04302, Sidewalk work at Edgefield County Hospital
9/14/2005	\$72,413.79			\$1,315,711.33	Ck Rec'd from State as of August 31, 2005

County C-Funds

Account #021-001-01000-00100

Fiscal Year 2005 through 2006

Page 2 of 5

Date	Deposits	Withdrawals	Interest	Balance	Description
9/21/2005		\$4,350.00		\$1,311,361.33	Ck 11690 Payable to Albert Major Concrete Work of All Kinds, P. O. #C-04302. Project #05-09-013 driveway work on Indian Ridge. Project #05-09-014 driveway work on Summerlake. Project #05-09-015 sidewalk rework at courthouse
9/21/2005		\$954.00		\$1,310,407.33	Ck 11591 Payable to Pioneer Rental, P.O. #C-04304
9/21/2005		\$112.32		\$1,310,295.01	Ck 11592 Payable to Builders First Source, P. O. #C-04296
9/30/2005			\$3,480.20	\$1,313,775.21	September interest
10/13/2005	\$76,584.34			\$1,390,359.55	Ck Rec'd from State as of September 30, 2005
10/20/2005		\$10,894.00		\$1,379,465.55	Ck 11718 Payable to Contech, Invoice 43-10-0113, P.O. #C-04305
10/20/2005		\$169.55		\$1,379,296.00	Ck 11719 Payable to Builders First Source, Invoice 8237902, P.O. #C-04301
10/28/2005		\$100.00		\$1,379,196.00	Ck 11752 Payable to Cindy Videtto, Project #05-10-018, P.O. #C-04307
10/31/2005			\$4,099.81	\$1,383,295.81	October interest
11/4/2005		\$1,500.00		\$1,381,795.81	Ck 11761 Payable to L.D. Nance Associates, Project 05-03-007, P.O. #C-04308
11/4/2005		\$14,666.88		\$1,367,128.95	Ck 11762 Payable to NW White & Co., Invoices 138700, 138708, 138727, P. O. #C-04309
11/4/2005		\$150.00		\$1,366,978.95	Ck 11775 Payable to Cindy Videtto, Project #05-10-016, P.O. #C-04310 (Research Fee for Padgett Road)
11/9/2005	\$56,862.52			\$1,423,841.47	Ck Rec'd from State as of October 31, 2005
11/14/2005	\$3,000.00			\$1,426,841.47	Adjustment to correct the Gas Tax and Interest allocation for October 2005 that was under paid with Voucher #704295
11/14/2005		\$200.00		\$1,426,641.47	Ck 11806 Payable to Cindy Videtto, Project #05-10-018, P.O. #C-04311, for research fees on Ashley Circle
11/14/2005		\$491.50		\$1,426,149.97	Ck 11807 Payable to Lafarge, Project #05-10-019, P.O. #C-04312

5/ 7
18036374088

County C-Funds					
Account #021-001-01000-00100					
Fiscal Year 2005 through 2006					
Page 3 of 5					
Date	Deposits	Withdrawals	Interest	Balance	Description
11/30/2005					
12/14/2005	\$65,220.56		\$4,315.63	\$1,430,465.60	November Interest
12/30/2005				\$1,495,686.16	Ck Rec'd from State as of November 30, 2005
1/5/2006		\$990.00	\$4,102.79	\$1,499,788.95	December Interest
				\$1,498,798.95	Ck 12005 Payable to Ashley Abel & Associates, staking r/w of Ashley Drive and Padgett Road each @ \$495.00, P.O. #C-04313
1/10/2006		\$52.00		\$1,498,746.95	Projects #05-10-018 and #05-10-016
1/10/2006		\$55.00		\$1,498,691.95	Ck 12043 Payable to Citizen News for advertisement for CTC Annual Meeting Schedule and CTC Bid Award Ad
1/20/2006	\$64,146.34			\$1,562,838.29	Ck 12044 Payable to Edgefield Advertiser, for advertisement for CTC Annual Meeting Schedule and CTC Bid Award Ad
1/31/2006			\$4,894.20	\$1,567,732.49	Ck Rec'd from State as of December 31, 2005
2/9/2006		\$664.00		\$1,567,068.49	January Interest
2/9/2006		\$11,422.50		\$1,555,645.99	Ck 12260 Payable to Pamell Ashley for 83 loads of sandclay P.O. #C-04321
2/9/2006		\$7,198.91		\$1,548,447.08	Ck 12261 Payable to Giant Cement Company, Contract #121905, Project 05-10-017, P.O. #C-04320
2/9/2006		\$2,600.00		\$1,545,847.08	Ck 12262 Payable to N.W. White & Co., Invoices 147235, 147246, 147260 and 147269, P.O. #C-04318
2/14/2006	\$67,821.03			\$1,613,668.11	Ck 1226B Payable to Billy Williams, P.O. #C-04322, for sandclay
2/22/2006		\$4,083.28		\$1,609,584.83	Ck Rec'd from State as of January 31, 2006
2/22/2006		\$22,479.24		\$1,586,895.59	Ck 12305 Payable to Blair Construction, Inc., Project 05-10-017, P.O. #C-04323
2/22/2006		\$222.32		\$1,586,673.27	Ck 12306 Payable to N.W. White & Co., Invoices 148049, 148086, 148102, 148106, 148107, 148116, 148119, 148245, 148251, 148274, Project 05-10-018, P.O. #C-04325
					Ck 12307 Payable to Office Depot, for administrative office supplies, P.O. #C-04326

6. 7
18036374088

County C-Funds					
Account #021-001-01000-00100					
Fiscal Year 2005 through 2006					
Page 4 of 5					
Date	Deposits	Withdrawals	Interest	Balance	Description
2/1/2006		\$39.00		\$1,586,634.27	Ck 12308 Payable to Postmaster General for office supplies - stamps, P.O. #C-04324
2/28/2006			\$7,129.53	\$1,593,763.80	February Interest
3/13/2006	\$63,005.59			\$1,656,769.39	Ck Received from State as of February 28, 2006
3/28/2006		\$1,200.00		\$1,655,569.39	Ck 12476 Payable to Ernest Bryan, Jr., stake portion of Ashley and Longleaf, P.O. #C-04329, Projects 05-10-018 & 05-12-020
3/28/2006		\$357.00		\$1,655,212.39	Ck 12477 Payable to CSRA Testing and Engineering Co., Inc., Standard Proctor and Field Density tests, Heritage Drive, P.O. #C-04330, Project 05-12-020, Invoice #19427
3/28/2006		\$800.00		\$1,654,412.39	Ck 12478 Payable to Pioneer Clearing, Invoice #2293, P.O. #C-04331, Project 05-12-020
3/28/2006		\$20,807.39		\$1,633,605.00	Ck 12481 Payable to N.W. White & Co. Invoices: 151375, 151384, 151405, 151414, 151530 and 151538, Longleaf Road, Project 05-12-020
3/31/2006			\$6,299.68	\$1,639,904.68	March Interest
4/13/2006		\$1,500.78		\$1,638,403.90	Ck 12574 Payable to N.W. White & Co. Invoice 153719 P.O. #C-04333
4/13/2006		\$2,582.85		\$1,635,821.05	Ck 12575 Payable to Satterfield Construction Co., Invoice 11836MB, P.O. #C-04335, Invoice 11929MB, P.O. #C-04332 and Invoice 11930MB, P.O. #C-04332
4/17/2006	\$62,878.36			\$1,698,699.41	Ck Received from State as of March 31, 2006
4/30/2006			\$6,114.37	\$1,704,813.78	April Interest
5/3/2006		\$18,745.21		\$1,686,068.57	Ck 12654 Payable to NW White & Co., Invoices 154009, 154182, 154351, 154907, 154928, 155425, 155077, 155133 and 155184, P.O. #C-04333C for crush and run, Project 06-01-022
5/3/2006		\$11,317.80		\$1,674,750.77	Ck 12655 Payable to McGee's Construction Co., P.O. #C-04336, Project 06-04-027, Edgefield County Hospital and Edgefield County Medical Clinic, pave helipad, clean & treat existing lots & roadways

GREENVILLE COUNTY ANNUAL "C" FUND REPORT
FOR FISCAL YEAR ENDED JUNE 30, 2007 (CASH BASIS)

Balance of funds at July 1, 2006	\$ 3,821,742
“C” funds from SCDOT from July 1, 2006 - June 30, 2007	5,522,718
SCDOT grants received from July 1, 2006 - June 30, 2007	960,857
Interest earned from July 1, 2006 - June 30, 2007	165,889
Other revenue received from July 1, 2006 - June 30, 2007	<u>207,991</u>
TOTAL AVAILABLE FOR FISCAL YEAR ENDED JUNE 30, 2007	<u>10,679,197</u>

EXPENDITURES

ADMINISTRATIVE (legal, accounting, supplies and secretarial expense)	6,320
MEMORIAL ROAD SIGNS (at request of delegation)	-
ENGINEERING FEE RETAINER	137,500
LOCAL PAVING PROJECTS (off State Highway System) (see attached) * 26% of total expenditures	1,618,811
STATE ROAD PROJECTS (on State Highway System) (see attached) * 72% of total expenditures	<u>4,544,613</u>
TOTAL EXPENDITURES	<u>6,307,244</u>
BALANCE AVAILABLE AT JUNE 30, 2007	<u><u>\$ 4,371,953</u></u>

See accompanying accountants' compilation report.

PROJECT #	PROJECT DESCRIPTION	BUDGET	EXPENDITURES		
			PRIOR YEARS	CURRENT YEAR	TOTAL
20	Bramlett Rd.	-	-	739	739
297	Scottswood Dr. Sidewalks **#297,303,347 WERE BID JOINTLY**	-	-	-	-
303	Lydia St. Sidewalks/Curb/Gutter @ Library	735,898	59,104	549,280	608,384
347	Lost Swamp Rd @ Michelin(Total Cost \$320000;Michelin's Share=\$160000)	-	-	-	-
334	Relocation of Anderson Ridge @ Woodruff Rd.	44,000	-	42,186	42,186
349	Mauldin Central City	200,000	-	-	-
358	Municipal Resurface Match Program	800,000	-	921,981	921,981
SDGC	308,320,328,343,344 (Net of IR Reimb.Rec'd of \$2,395,809)	8,335,300	8,158,981	104,625	8,263,606
			<u>\$ 8,218,085</u>	<u>\$ 1,618,811</u>	<u>\$ 9,836,896</u>

PROJECT #	PROJECT DESCRIPTION	BUDGET	EXPENDITURES		
			PRIOR YEARS	CURRENT YEAR	TOTAL
108	SC Rt.14 Widening				
240	S23-453 Harrison Bdge@Neely Ferry(SCDOT Grant \$200000)(Ttl. Cost \$1,425,100)	265,000	248,700	-	248,700
248/296	Roper Mtn(S-48)/Feaster Rd(S-333)/Snipes Rd. Intersections	1,225,100	185,995	348,233	534,228
258	S23-94 Old Sptbg Rd Widening (SCDOT Obligation \$1,500,000) (HIMP)	1,374,432	1,312,809	59,317	1,372,126
259	S23-453 Harrison Bdge Widen (SCDOT Grant \$980,000)HIMP(Ttl.Cost \$2026100)	2,900,000	1,002,057	55,963	1,058,020
273	S23-164 & 540 Gibb Shoals/Suber Rds.(Total Cost \$1.355Mil;SCDOT Grant \$450,000)	1,046,100	1,138,807	275,072	1,413,879
292	Intersect.@ Hwys.101/414 & Pecan Terr.(S23-18&27)/W.H.Rd.Ext.(S23-1912)(SCDOT Grant \$1.8M)	904,641	1,110,060	244,615	1,354,675
306	Hwy 14/Woodruff Rd Sidewalks	2,389,148	1,460,886	1,766,650	3,227,536
304	S23-564 Garlington @ Rocky Cr(Ttl.Cost \$2.865Mil; SCDOT Grant \$1Million)		-	3,672	3,672
318	S23-435/272/164/455/146 RISE Program	1,864,754	1,263,124	608,155	1,871,279
330	Resurfacing Match Program (SMP'05 SCDOT Match \$837,000)	1,251,898	1,395,379	1,370	1,396,749
333	S23-329 S.Fairfield Rd. Sidewalks & Drainage Improvements	978,340	1,739,377	226,100	1,965,477
335	Hwy. 14 Shoulder/Bicycle Path	869,554	-	32,756	32,756
336	Emergency Signal @ Hudson(S23-347)/Old Sptg/Boiling Springs F.D.	24,277	-	-	-
346	S23-208/209/671/1967 SCDOT Resurfacing Match Program(1:1 Match of \$366,000)	7,500	-	-	-
360	Roe Ford(S-23-88) @ Upstate Senior Living (USL Share = \$15,000)CANCELLED	366,000	314,300	430,961	745,261
361	S23-657/902/457/199/556/566/459/625/181/98/586/752&SF23-1127 SCDOT '07 Resurface 1:1 Match Program	-	-	15,000	15,000
362	S23-657 Brown Rd Near Vulcan Materials	1,830,000	-	368,000	368,000
364	S23-145/142 Scuffletown/Adams Mill Rds. Signal	400,000	-	-	-
365	Signal @ Hwy.101/N. McElhaneey Rd.	60,000	-	60,000	60,000
366	Fountain Inn Main St.(SC Rt.14) ADA Improvements	25,000	-	25,000	25,000
367	S23-107 SCHOOL DIST/Signal @ Mauldin High School	151,656	-	23,566	23,566
	HIMP PROJECTS # 215,228,235,236,238,239,244	186,844	-	-	-
			-	183	183
			<u>\$11,171,494</u>	<u>\$4,544,613</u>	<u>\$15,716,107</u>

GREENWOOD COUNTY TRANSPORTATION COMMITTEE - ANNUAL C-FUND REPORT
JULY 1, 2006 - JUNE 30, 2007
DATE OF REPORT:

INCOME AND EXPENSES

Balance of Funds as of June 30, 2006		\$1,476,790.34	
Income:			
Funds Received for Period:	July 1, 2006 through June 30, 2007 (Gasoline Tax)	\$1,078,702.88	
Funds Received for Period:	July 1, 2006 through June 30, 2007 (SCDOT Refund or Other)	\$ 13,535.47	
Interest Earned for Period:	July 1, 2006 through June 30, 2007 (SCDOT)	\$ 23,243.18	
Interest Earned for Period:	July 1, 2006 through June 30, 2007(Gwd. County)	\$ 74,391.08	
Total Income			Plus \$1,189,872.61
Expenses:			
Administrative Expenses			
Per Diem Expenses	\$ 97.68		
Local Paving Project Expenditures	\$ 2,850.00		
State Road Project Expenditures	\$ 30,741.05		
Total Expenditures	\$ 461,763.76		Less \$ 495,452.49
Balance of Funds as of June 30, 2007			\$2,171,210.46
<u>FUNDING COMMITMENTS</u>			
Advertising Account (to publish meeting notices)			
Local Paving Projects	\$ 34.24		
State Road Projects	\$1,158,888.81		
Total Committed Funds	\$ 907,863.52		Less \$2,066,786.57
Total Uncommitted Funds Available for New Projects			\$ 104,423.89

LOCAL PAVING PROJECTS

ITEM #	PROJECT #	LOCAL ROUTE	PROJECT DESCRIPTION	WORK TYPE	RESPONSIBLE AGENCY	BUDGET	AMENDMENTS TO BUDGET	AMENDED BUDGET	TOTAL EXPENDITURES	FY 2006/2007 EXPENDITURES	REMAINING BUDGET
1	2005004		05-06 Annual Request - Misc. County Roads	Resurface	County of Gwd.	\$402,239.92					
2	2003006		Norwood Ave. (portion maintained by Ninety Six)	Sidewalk Improve.	Ninety Six	\$ 31,000.00	-\$12,277.03	\$289,962.89	\$389,962.89	\$ 14,741.05	\$ 0.00
3	2004006		04-05 Annual Request - N. Riegel Sidewalk Const / Circle/E. Honea Path/Walnut/Cedar/S. Riegel	Sidewalk Const. Resurface	Ware Shoals	\$ 42,500.00	\$ 5,968.33	\$ 36,968.33	\$ 35,613.50		\$ 1,354.83
4	2006002		06-07 Annual Request - Misc. City Roads	Resurface	City of Gwd.	\$176,355.00	\$24,544.69	\$ 67,044.69	\$ 66,407.49	\$ 16,000.00	\$ 637.20
5	2006006		06-07 Annual Request - Misc. County Roads	Resurface	County of Gwd.	\$475,000.00					\$ 176,355.00
6	2007007		07-08 Annual Request Ware Shoals Local	Resurface	Ware Shoals	\$ 13,000.00					\$ 475,000.00
7	2007008		07-08 Annual Request Misc. County Roads	Resurface	County of Gwd.	\$492,541.78					\$ 13,000.00
TOTALS:						\$1,632,636.70	\$18,235.99	\$493,975.91	\$491,983.88	\$30,741.05	\$1,158,888.81

STATE ROAD PROJECTS

ITEM #	PROJECT #	LOCAL ROUTE	PROJECT DESCRIPTION	WORK TYPE	RESPONSIBLE AGENCY	BUDGET	AMENDMENTS TO BUDGET	AMENDED BUDGET	TOTAL EXPENDITURES	FY 2006/2007 EXPENDITURES	REMAINING BUDGET
1	2001005	S-431	Whitin Ave./Duke St./Sherard St.	Resurface	County of Gwd.	\$ 27,900.00					\$ 27,900.00
2	2002009	S-723	Duke St./Sherard St.	Resurface	County of Gwd.	\$ 34,200.00					\$ 34,200.00
3	21964	S-249	S. Cambridge St.	Sidewalk Const.	Ninety Six	\$ 59,500.00					\$ 32,822.50
4	2005006	Misc.	SMP '06 Secondary Rds. not eligible for Federal Money	Resurface	SCDOT	\$162,000.00	\$ 6,700.77	\$168,700.77	\$ 26,677.50		\$ 32,822.50
5	2006003	S-262	City of Gwd. 06-07 Annual Request (Tarrant Street)	Resurface	City of Gwd.	\$ 23,645.00			\$168,700.77	\$168,700.77	\$ 0.00
6	2006005	Misc.	SCDOT Annual Request	Resurface	SCDOT	\$309,584.00	\$ 28,029.18	\$337,613.18			\$ 23,645.00
7	2006004	Misc.	Town of Ninety Six 06-07 Annual Request	Resurface	Ninety Six	\$ 98,900.00			\$189,089.34	\$189,089.34	\$ 148,523.84
8	2006007	Misc.	Ware Shoals Improve. to West End Business District	Improvements	Ware Shoals	\$ 40,000.00			\$ 63,973.65	\$ 63,973.65	\$ 34,926.35
9	2007001	Misc.	SMP08		SCDOT	\$162,000.00			\$ 40,000.00	\$ 40,000.00	\$ 0.00
10	2007003	Misc.	SCDOT W.B. Ezelle Highway	Road Name	SCDOT	\$ 500.00					\$ 162,000.00
11	2007004	Misc.	SCDOT 07-08 Annual Request	Resurface	SCDOT	\$293,145.83					\$ 500.00
12	2007005	Misc.	Town of Ninety Six 07-08 Annual Request	Resurface	Ninety Six	\$124,200.00					\$293,145.83
13	2007006	Misc.	Town of Ware Shoals 07-08 Annual Request	Resurface	Ware Shoals	\$ 26,000.00					\$ 24,200.00
TOTALS:						\$1,361,574.83	\$34,729.95	\$506,313.95	\$488,441.26	\$461,763.76	\$907,863.52

LANCASTER COUNTY ANNUAL C FUND REPORT

JULY 2006 - JUNE 2007

REPORT DATE

10/1/2007

INCOME AND EXPENSES

Balance of Funds as of July 1, 2006 \$ 1,491,871.00

Income:

Funds Received for Period July 1, 2006 through June 30, 2007	\$	1,249,914.00	
Interest Earned for Period July 1, 2006 through June 30, 2007	\$	56,919.00	
Other-Funds Received from County for Period July 1, 2006 through June 30, 2007	\$	50,000.00	
Total Income			\$ 1,356,833.00

Expenses:

Administrative Expenses	\$	280.00	
Per Diem Expenses	\$	-	
County Personnel preparing Roads to be Paved	\$	-	
Engineering Costs	\$	-	
Materials (Stone, Asphalt, Pipe, etc.)	\$	-	
Use of County Equipment	\$	46,948.00	
Local Paving Project Expenditures	\$	1,262,574.00	
State Road Project Expenditures	\$	334,800.00	
Total Expenditures			\$ 1,644,602.00

Balance of Funds as of June 30, 2007 \$ 1,204,102.00

FUNDING COMMITMENTS

Local Paving Projects	\$	-	
State Road Projects	\$	-	
Total Committed Funds			\$ -
Total Uncommitted Funds Available for New Projects			\$ 1,204,102.00
Uncommitted Funds as Percent of Total Income =		88.7%	

LANCASTER COUNTY ANNUAL C FUND REPORT

JULY 2006 - JUNE 2007

REPORT DATE

10/1/2007

LOCAL PAVING PROJECTS

LOCAL ROUTE	PROJECT DESCRIPTION	WORK TYPE	RESPONSIBLE AGENCY	BUDGET	EXPENDITURES	REMAINING BUDGET
C-251	Airdale Rd.	Resurfaced	County	\$ 9,304.00	\$ 9,304.00	\$ -
C-1375	Courtney Miles Rd.	Paved	County	\$ 51,896.00	\$ 51,896.00	\$ -
C-1282	Daisy Couch Rd.	Resurface & Patch	County	\$ 115,200.00	\$ 115,200.00	\$ -
C-592.2	Danlee Dr.	Resurface & Patch	County	\$ 42,600.00	\$ 42,600.00	\$ -
C-1819	Demount Rd.	Paved	County	\$ 95,636.00	\$ 95,636.00	\$ -
C-143	Dogwood Acres	Patch	County	\$ 6,931.00	\$ 6,931.00	\$ -
C-890	Dollar Lane	Paved	County	\$ 9,858.00	\$ 9,858.00	\$ -
C-15	E. North Corner Rd.	Resurface	County	\$ 174,000.00	\$ 174,000.00	\$ -
C-730	Glery Pine Circle	Paved	County	\$ 41,609.00	\$ 41,609.00	\$ -
C-180	Green Pond Rd.	Build shoulder	County	\$ 12,767.00	\$ 12,767.00	\$ -
C-180	Green Pond Rd.	Resurface & Patch	County	\$ 95,250.00	\$ 95,250.00	\$ -
C-820	Jacal Lane	Paved	County	\$ 10,258.00	\$ 10,258.00	\$ -
C-889	Kicktum Rd.	Paved	County	\$ 56,021.00	\$ 56,021.00	\$ -
C-	Lakeview Landing	Patch	County	\$ 8,870.00	\$ 8,870.00	\$ -
C-251.1	Lazy Oak Dr	Patchwork	County	\$ 60,550.00	\$ 60,550.00	\$ -
C-304	Legacy Rd.	Paved	County	\$ 97,586.00	\$ 97,586.00	\$ -
C-	Martha's Vineyard	Patch	County	\$ 5,779.00	\$ 5,779.00	\$ -
C-	Northfield Dr.	Patch	County	\$ 66,262.00	\$ 66,262.00	\$ -
C-	Point Carpenter	Patch	County	\$ 6,698.00	\$ 6,698.00	\$ -
C-146	Ralph Hood Rd	Patchwork	County	\$ 36,360.00	\$ 36,360.00	\$ -
C-1194	Tallon Place	Paved	County	\$ 21,761.00	\$ 21,761.00	\$ -
C-1357	Tam Lane	Resurface & Patch	County	\$ 33,750.00	\$ 33,750.00	\$ -
C-16	Tirzah Church Rd	Resurface	County	\$ 123,300.00	\$ 123,300.00	\$ -
C-170	Vance Baker Rd.	Patch	County	\$ 2,775.00	\$ 2,775.00	\$ -
C-1673	Watermelon Lane	Patchwork	County	\$ 15,100.00	\$ 15,100.00	\$ -
C-114.3	Westwinds Lane	Patch	County	\$ 2,620.00	\$ 2,620.00	\$ -
C-1116	Wilderness Lane	Paved	County	\$ 59,833.00	\$ 59,833.00	\$ -
TOTALS				\$ 1,262,574.00	\$ 1,262,574.00	\$ -

LANCASTER COUNTY ANNUAL C FUND REPORT
 JULY 2006 - JUNE 2007

REPORT DATE 10/1/2007

EXPENDITURES FOR LOCAL PAVING PROJECTS AS PERCENT OF TOTAL INCOME = 93.05%

STATE ROAD PROJECTS

ROAD - ROUTE	PROJECT DESCRIPTION	WORK TYPE	RESPONSIBLE AGENCY	BUDGET	EXPENDITURES	REMAINING BUDGET
25% Match		Various	State	\$ 284,800.00	\$ 284,800.00	\$ -
Arundale Rd			State	\$ 50,000.00	\$ 50,000.00	\$ -
TOTALS				\$ 334,800.00	\$ 334,800.00	\$ -

EXPENDITURES FOR STATE ROAD PROJECTS AS PERCENT OF TOTAL INCOME = 24.68%

LAURENS COUNTY ANNUAL C - FUND REPORT
JULY 2006 - June 2007
12/6/2007

Income and Expenses

Balance of Funds as of July 1, 2006.....	\$957,298.78
Income:	
Funds Received for July 1, 2006 to June 30, 2007	1,690,588.55
Interest Earned for July 1, 2006 to June 30, 2007	40,698.31
Total Income	\$1,731,286.86
Expense:	
Administrative Expenses (CTC)	\$2,000.00
Trust Department Fees (Carolina First)	\$2,576.50
Per Diem Expenses	\$6,825.00
Local Paving Project Expenditures	\$744,405.79
State Road Project Expenditures	
a. CTC Managed projects	1,056,510.04
b. Memorial and Honorary Signage	500.00
Total State Road Expenditures	\$1,057,010.04
Total Expenditures	\$1,812,817.33
Balance of Funds as of June 30, 2007	\$875,768.31
Funding Commitments	
Local (County) Paving Projects	\$752,609.47
State (DOT) Road Projects	\$0.00
Total Committed Funds	\$752,609.47
Total Uncommitted funds Available for New Projects	\$123,158.84
Uncommitted Funds as Percent of Total Income	7.11%

Note: Inspection and Contract Management fees are based on 5% of the contract price.

**Laurens County Annual C - Fund Report
July 2006 - June 2007**

Local Paving Projects

Line Item #	LCTC Proj. #	Road Name	Project Description	Work Type	Responsible Agency	Budget	Expended	Remaining Budget	
1	17	Little Ridge Rd	R-01	Resurface		\$10,471.50	\$10,471.50	\$0.00	
2	17	Hurricane Rd	R-02	Resurface		\$84,357.00	\$84,357.00	\$0.00	
3	17	Winding Hollow Rd	R-03	Resurface		\$60,781.50	\$60,781.50	\$0.00	
4	17	Rolling Meadows Rd	R-04	Resurface		\$50,895.00	\$50,895.00	\$0.00	
5	17	Shiloh Ch Rd	R-07	Resurface		\$14,449.50	\$14,449.50	\$0.00	
6	17	View Point Ct	R-08	Resurface		\$9,594.00	\$9,594.00	\$0.00	
7	17	Pinewood Rd	R-11	Resurface		\$23,634.00	\$23,634.00	\$0.00	
8	17	Milam Heights	R-12	Resurface		\$28,489.50	\$28,489.50	\$0.00	
9	17	Fellowship New Cut Rd	R-13	Resurface		\$21,528.00	\$21,528.00	\$0.00	
10	17	Whitten Rd	R-14	Resurface		\$12,343.50	\$12,343.50	\$0.00	
11	17	Nature Trail	R-15	Resurface		\$19,012.50	\$19,012.50	\$0.00	
12	17	Liberty Springs Rd	R-16	Resurface		\$31,941.00	\$31,941.00	\$0.00	
13	17	S Cook Rd	R-17	Resurface		\$16,555.50	\$16,555.50	\$0.00	
14	17	Bearhole Rd	NC-1	Grading, Drainage, Erosion Control, Seeding, & Paving		\$229,773.50	\$229,773.50	\$0.00	
15		"	"	RC Pipe		\$7,052.00	\$7,052.00	\$0.00	
16			Total Payments to Tri State Paving & Grading for Proj # 17			\$620,878.00	\$620,878.00	\$0.00	
17			Total Payments to TSI Inc. FOR Proj # 17			30,691.30	30,691.30	\$0.00	
18	19	Kingswood Est	R-1	Resurface		\$17,750.00	\$0.00	\$17,750.00	
19	19	McCauley Rd	R-2	Resurface		\$17,750.00	\$0.00	\$17,750.00	
20	19	McKittrick Br Rd	R-3	Resurface		\$31,500.00	\$0.00	\$31,500.00	
21	19	Lollis Rd	R-4	Resurface		\$12,750.00	\$0.00	\$12,750.00	
22	19	Hood Ck Rd (a)	R-5	Resurface		\$100,850.00	\$0.00	\$100,850.00	
23	19	Henley Circle	R-6	Resurface		\$13,800.00	\$0.00	\$13,800.00	
24	19	Wayhill Way	R-7	Resurface		\$10,750.00	\$0.00	\$10,750.00	
25	19	Poole Rd	R-8	Resurface		\$65,750.00	\$0.00	\$65,750.00	
26	19	Duncan Ck Ch Rd	R-9	Resurface		\$132,500.00	\$0.00	\$132,500.00	
27	19	Ballenger Rd	NC-1	Grading, Drainage, Erosion Control, Seeding, & Paving		\$263,700.00	\$80,695.70	\$183,004.30	
28	19	"	"	RC Pipe		\$21,720.00	\$7,720.00	\$14,000.00	
29	19	Bookroom Rd	R-10	Resurface		\$20,404.00	\$0.00	\$20,404.00	
30	19	Bramlett Rd	R-11	Resurface		\$81,057.00	\$0.00	\$81,057.00	
31	"	"	"	Duke Power Utility Bill		\$15,650.90	\$0.00	\$15,650.90	
32			Total Payments to F&R Asphalt Inc. for Proj # 19			\$805,931.90	\$88,415.70	\$717,516.20	
33			Total Payments to TSI Inc. FOR Proj # 19			\$39,514.06	\$4,420.79	\$35,093.27	
34			Total Contract Payments June thru July			\$1,426,809.90	\$709,293.70	\$717,516.20	
35			Total Consultant Payments to TSI Inc June thru July			\$70,205.36	\$35,112.09	\$35,093.27	
36		Local Project TOTALS July '06 thru June '07				\$1,497,015.26	\$744,405.79	\$752,609.47	
37		Expenditures of Local Projects as % of Total Income of \$1,731,286.86						43.00%	

Local (County)	43.00%
DOT	61.05%
Total % of Income Spent during period	104.05%

**Laurens County Annual C - Fund Report
July 2006 -- June 2007**

DOT Road Projects

Item #	LCTC Proj. #	Road Name & No.	Project Description	Work Type	Responsible Agency	Budget	Expended
1	18	Laurens Ct. S-669	S-1	Resurfacing		\$ 16,435.40	\$ 16,435.40
2	18	Rains St S-673	S-2	Resurfacing		\$ 4,082.33	\$ 4,082.33
3	18	Shumate Ct S-673	S-3	Resurfacing		\$ 16,457.60	\$ 16,457.60
4	18	Fox Fire Rd S-833	S-4	Resurfacing		\$ 12,525.27	\$ 12,525.27
5	18	Holmes St S-203	S-5	Resurfacing		\$ 29,960.96	\$ 29,960.96
6	"	"	"	Milling		\$ 10,834.48	\$ 10,834.48
7	18	Kellet Rd S-663	S-6	Resurfacing		\$ 73,606.17	\$ 73,606.17
8	18	Little Acre Rd (no #)	S-7	Resurfacing		\$ 36,074.67	\$ 36,074.67
9	18	Banna St S-153	S-8	Resurfacing		\$ 12,250.00	\$ 12,250.00
10	18	James St S-153	S-9	Resurfacing		\$ 17,255.00	\$ 17,255.00
11	18	Clemson St Ext S-146	S-10	Resurfacing		\$ 15,633.33	\$ 15,633.33
12	18	Ranch Estates S-841	S-11	Resurfacing		\$ 6,533.33	\$ 6,533.33
13	18	Virginia Cir S-382	S-12	Resurfacing		\$ 50,177.20	\$ 50,177.20
14	18	Robin Run S-853	S-13	Resurfacing		\$ 16,399.73	\$ 16,399.73
15	18	Lick Ck Rd S-354	S-14	Resurfacing		\$ 35,768.00	\$ 35,768.00
16	18	Lick Ck Cir S-852	S-15	Resurfacing		\$ 32,243.33	\$ 32,243.33
17	18	Standwood Dr S-518	S-16	Resurfacing		\$ 22,722.20	\$ 22,722.20
18	18	Log Cir S-915	S-17	Resurfacing		\$ 19,417.40	\$ 19,417.40
19	18	Cedar Hill Ln S-916	S-18	Resurfacing		\$ 15,119.80	\$ 15,119.80
20	18	Loretta Ln S-914	S-19	Resurfacing		\$ 15,711.40	\$ 15,711.40
21							
22							
23							
24							
25	18	Rabon Ck Rd S-77	SMP-1	Resurfacing		\$ 261,571.17	\$ 261,571.17
26		"	"	Misc.		\$ 21,512.53	\$ 21,512.53
27	18	Forrest Rd S-116	SMP-2	Resurfacing		\$ 67,148.50	\$ 67,148.50
28		"	"	Misc.		\$ 6,120.22	\$ 6,120.22
29	18	Cannon Rd S-526	SMP-3	Resurfacing		\$ 127,560.44	\$ 127,560.44
30		"	"	Misc.		\$ 15,194.44	\$ 15,194.44
31	18	Gary St S-787	SMP-4	Resurfacing		\$ 43,711.50	\$ 43,711.50
32		"	"	Misc.		\$ 4,173.64	\$ 4,173.64
33							
34							
35							
36							
37							
38							
39							
40							
41							
42							
Subtotal of Non-SMP'08 Paid for DOT Projects						\$ 459,207.60	\$ 459,207.60
Subtotal of Non-SMP'08 paid to TSI, Inc						\$ 22,960.38	\$ 22,960.38
Total Cost for Non-SMP DOT Projects as Percent of Total \$1,731,286.86 Income						\$ 482,167.98	\$ 482,167.98
Total % Paid for Non-SMP'08							27.85%
Subtotal of SMP'08 Paid for DOT Projects						\$ 546,992.44	\$ 546,992.44
Subtotal of SMP'08 paid to TSI, Inc						\$ 27,349.62	\$ 27,349.62
Total Cost for SMP'08 DOT Projects as Percent of Total \$1,731,286.86 Income						\$ 574,342.06	\$ 574,342.06
Total % paid for SMP'08							33.17%
Total Payments to Satterfield Constr Co, Inc. for Project # 18						\$ 1,006,200.04	\$ 1,006,200.04
Total Payments to TSI Inc. for Proj # 18						\$ 50,310.00	\$ 50,310.00
DOT Project Totals July thru June						\$ 1,056,510.04	\$ 1,056,510.04
Memorial and Honorary Signage							\$ 500.00
Total State Road Expenditures							\$ 1,057,010.04
DOT Project Total Expenditures as Percent of Total \$1,731,286.86 Income							61.05%

LEXINGTON COUNTY ANNUAL C FUND REPORT

JULY 2006-JUNE 2007

REPORT DATE: NOVEMBER 8, 2007

INCOME AND EXPENSES

Balance of Funds as of July 1, 2006		\$ 5,770,494.45
Income:		
Funds Received for Period July 1, 2006 through June 30, 2007	\$ 3,994,153.57	
Interest Earned for Period July 1, 2006 through June 30, 2007	\$ 310,917.38	
Total Income		\$ 4,305,070.95
Expenses:		
Administrative Expenses	\$ -	
Per Diem Expenses	\$ -	
Local Paving Project Expenditures	\$ 3,396,040.80	
State Road Project Expenditures	\$ 1,152,618.91	
Total Expenditures		\$ 4,548,659.71
Balance of Funds as of June 30, 2007		\$ 5,526,905.69

FUNDING COMMITMENTS

Local Paving Projects	\$ 1,839,660.19	
State Road Projects	\$ 2,467,536.09	
Total Commitments		\$ 4,307,196.28
Total Uncommitted Funds Available for New Projects		\$ 1,219,709.41
Uncommitted Funds as Percent of Total Income =	28%	

LEXINGTON COUNTY ANNUAL C FUND REPORT

JULY 2006-JUNE 2007

REPORT DATE: NOVEMBER 8, 2007

LOCAL PAVING PROJECTS

LOCAL ROUTE	PROJECT DESCRIPTION	WORK TYPE	RESPONSIBLE AGENCY	BUDGET	EXPENDITURES	REMAINING BUDGET
Road Resurfacing	Road Resurfacing	Resurfacing	County	\$ 800,000.00	\$ 422,197.68	\$ 377,802.32
Eau Claire Road	From Old Lexington Hwy to dead end	Paving	County	\$ 17,680.00	\$ 581.92	\$ 17,098.08
Bachman Road	From Glenn Road to dead end	Paving	County	\$ 20,415.00	\$ 581.92	\$ 19,833.08
Buck Corley Road	From Hwy 6 to Nazareth Church Road	Paving	County	\$ 215,791.00	\$ 171,913.90	\$ 43,877.10
Clay Hill Road	From Highway 302 to Cherryblossum Road	Paving	County	\$ 69,975.00	\$ 12,262.80	\$ 57,712.20
Gilbert Elementary School	Turn Lane for Gilbert Elementary School	Turn Lane	School Dist	\$ 25,000.00	\$ -	\$ 25,000.00
Scrub Oak Road	From Windywood Road to end	Paving	County	\$ 17,312.00	\$ 3,816.92	\$ 13,495.08
Dogwood Road, 1&2	From Pine Street to existing pavement	Paving	County	\$ 37,772.00	\$ 17,465.20	\$ 20,306.80
Middlefield Road	From Archway Court to Westwoods Drive	Paving	County	\$ 38,689.00	\$ 581.95	\$ 38,107.05
Ben Franklin Road	From Highway 178 to existing pavement	Paving	County	\$ 1,550,199.00	\$ 1,341,037.85	\$ 209,161.15
John Kinard Court and Circle	From Long Pine Road to dead end	Paving	County	\$ 81,863.00	\$ 3,974.00	\$ 77,889.00
Elbert Taylor Road,#1	From Calks Ferry Road to James Dunbar Road	Paving	County	\$ 864,660.00	\$ 388,260.25	\$ 476,399.75
Roscoe Road	From Longs Pond Road to 1.3 miles	Paving	County	\$ 956,244.00	\$ 902,127.32	\$ 54,116.68
Jim Rucker Road	From Highway 6 to Calvary Church Road	Paving	County	\$ 58,890.00	\$ 1,040.00	\$ 57,850.00
Tanya Lane	From Bradley Drive to dead end	Paving	County	\$ 15,750.00	\$ -	\$ 15,750.00
Sandy Ridge Road	From Woodberry Road to dead end	Paving	County	\$ 142,400.00	\$ 500.00	\$ 141,900.00
Payne Lane	From Hallmark Drive to end County Maintenance	Paving	County	\$ 11,200.00	\$ -	\$ 11,200.00
Truex Road	From Highway 178 to 2.61 miles	Paving	County	\$ 53,450.00	\$ -	\$ 53,450.00
Dunn Lane	From Mac Circle to dead end	Paving	County	\$ 9,580.00	\$ -	\$ 9,580.00
Backman Drive	From Memorial Drive to Congaree Drive	Paving	County	\$ 17,680.00	\$ -	\$ 17,680.00
Jayne Lane	From Pine Street to dead end	Paving	County	\$ 15,275.00	\$ -	\$ 15,275.00
Pleasant Court	From Kittie Drive to dead end	Paving	County	\$ 17,575.00	\$ -	\$ 17,575.00
Martin Neese Road	From Hwy 6 to I.W. Hutto Road	Paving	County	\$ 11,640.00	\$ -	\$ 11,640.00
Shannon Street	From Sprahler Road to dead end	Paving	County	\$ 26,960.00	\$ -	\$ 26,960.00
Gibbs Street	Resurfacing Gibbs Street fo School Dist. 5	Resurfacing	School Dist 5	\$ 17,500.00	\$ 17,500.00	\$ -
Town of Pelion-Enhance. Match -03	Enhancement Grant Pedestrian Plaza on old RR ROW	Pedestrian Plaza	Pelion	\$ 2,445.00	\$ 1,261.65	\$ 1,183.35
Hookdale Road-Town of Springdale	Placement of Recycled Asphalt on Hookdale Road	Road work	County	\$ 3,565.00	\$ -	\$ 3,565.00
** Pine Ridge School Imp./Fish Hatchery Road	Traffic Flow improvements for drop off and pick up	School Improvement	County	\$ 142,781.00	\$ 140,937.45	\$ 1,843.55
** Fish Hatch. Rd.-SMP Reimb.(pending07-08)	Fish Hatchery Rd Intersection Improvement	Intersctn Improvement	County	\$ (30,000.00)	\$ (30,000.00)	\$ -
Holmes Street- West Columbia	Storm drainage improvements to Holmes Street	Storm drainage improv	West Columbia	\$ 23,410.00	\$ -	\$ 23,410.00
TOTALS				\$ 5,235,701.00	\$ 3,396,040.81	\$ 1,839,660.19
EXPENDITURES FOR LOCAL PAVING PROJECTS AS PERCENTAGE OF TOTAL INCOME =				79%		

LEXINGTON COUNTY ANNUAL C FUND REPORT

JULY 2006-JUNE 2007


REPORT DATE: NOVEMBER 8, 2007

STATE ROAD PROJECTS

LOCAL ROUTE	PROJECT DESCRIPTION	WORK TYPE	RESPONSIBLE AGENCY	BUDGET	EXPENDITURES	REMAINING BUDGET
SCDOT Match Program	SCDOT Matching Funds	SCDOT Projects	SCDOT	\$ 318,000.00	\$ 318,000.00	\$ -
Victor Road	From Hwy 6 to Sharpes Hill Road (S-1935)	Paving	SCDOT	\$ 715,532.00	\$ 715,531.68	\$ 0.32
Pine Plain Road	From Frontage Road (1793) to exist. Pvmt. (S1930)	Paving	SCDOT	\$ 1,965,226.00	\$ -	\$ 1,965,226.00
Pine Ridge Drive	Intersection improvement on Pine Ridge Dr (S32-103)	Paving/Widening	SCDOT	\$ 75,000.00	\$ -	\$ 75,000.00
Pelion Road	From Hwy 6 to Clay Hill & from exist pave to 1.0 miles	Paving	SCDOT	\$ 6,448.00	\$ -	\$ 6,448.00
Town of Swansea-04 Enhance. Match	Beautification along West Third Street (S32-95)	Streetscape Phase II	Swansea	\$ 40,351.00	\$ 40,351.00	\$ -
Town of Swansea-05 Enhance Match	Beautification along Hwy 321	Streetscape Phase III	Swansea	\$ 50,000.00	\$ 21,460.23	\$ 28,539.77
Batesburg/Leesville- Hwy 1 Street Lts.	Streethlights along Hwy 1	Beautification Project	Batesburg	\$ 18,027.00	\$ -	\$ 18,027.00
Gilbert-Church Street Stabilization	Stabilization of Church Street (S32-911)	Road Project	Gilbert	\$ 10,000.00	\$ -	\$ 10,000.00
Town of Summit- Paved Pathway	Paved Pedestrian Pathway on West Hampton (S-31)	Pedestrian Pathway	Summit	\$ 39,912.00	\$ -	\$ 39,912.00
Town of Springdale-03 Enhance.Match	Beautification along Platt Springs Road	Beautification Grant	Springdale	\$ 18,921.00	\$ -	\$ 18,921.00
Woodrow Street- Relocation	Woodrow Street(S32-42) Relocation thru Rise Prog.	Road Relocation	County	\$ 74,378.00	\$ -	\$ 74,378.00
Emory Lane Drainage Project	Improve storm drainage at Emory Lane (S-727)	Storm Drainage	County	\$ 12,269.00	\$ -	\$ 12,269.00
Lexington Street	Road improvements to Lexington St (S-136)	Road Improvments	Irmo	\$ 3,815.00	\$ -	\$ 3,815.00
West Columbia Enhance 06, Phase II, III, IV	Strtscape State St, Meeting St, 12th St(S-2,US1,SC32)	Streetscape	West Columbia	\$ 108,750.00	\$ -	\$ 108,750.00
Leaphart Road Sidewalks Enhance Grant	Sdwlk- Leaphart Rd (Hwy 30)frm Mnrl Spgs to Dbbs	Sidewalk Placement	County	\$ 57,276.00	\$ 57,276.00	\$ -
Town of Chapin- Lex Avenue Sidewalk	Sidewalk along Lexington Avenue	Sidewalk Placement	Chapin	\$ 106,250.00	\$ -	\$ 106,250.00
TOTALS				\$ 3,620,155.00	\$ 1,152,618.91	\$ 2,467,536.09
EXPENDITURES FOR STATE ROAD PROJECTS AS PERCENTAGE OF TOTAL INCOME =				27%		

** An additional \$30,000 RISE Match Funds from SCDOT for Fish Hatchery Road has been requested. The County is in the process of putting together a reimbursement package for the match. This was done in conjunction with the Pine Ridge School Traffic Flow.

	A	B	C
1			
2			
3	NEWBERRY COUNTY ANNUAL C FUNDS REPORT		
4			
5	July 1, 2006 -- June 30, 2006		
6			
7			
8			
9	<u>INCOME AND EXPENSES</u>		
10			
11	Balance of Funds as of July 1, 2006 -----		\$1,301,932.98
12			
13	INCOME:		
14	C Funds Received Period July 1, 2006 through June 30, 2007	\$1,133,685.54	
15	Bank Interest Earned Period July 1, 2006 through June 30, 2007	\$821.00	
16			
17	Total Income Received for Reporting Period -----		\$1,134,506.54
18	Total Funds June 30, 2007 -----		\$2,435,899.52
19			
20			
21	EXPENSES:		
22	Administrative Expenses	0	
23	Per Diem Expenses	0	
24	Local Paving Project Expenditures	\$544,599.90	
25	State Road Project Expenditures	0	
26	Total Expenditures		\$544,599.00
27	Balance Funds of June 30, 2007 -----		\$1,891,300.52
28			
29			
30	<u>FUNDING COMMITMENTS</u>		
31	Local Paving Projects	\$800,319.36	
32	State Road Projects	\$419,661.61	
33	Total Committed Funds		\$1,219,980.97
34			
35	Total Uncommitted Funds Available for New Projects -----		\$671,319.55



 RECEIVED
 OCT 29 2007

	A	B	C	D	E	F
1	LOCAL PAVING PROJECTS APPROVED 7/01/06 - 6/30/07					
2						
3	PROJECT DESCRIPTION	WORK TYPE	RESPONSIBLE AGENCY	BUDGETED	EXPENDITURES	REMAINING BUDGET
4	County dirt roads	Triple Treatment	County of Newberry	\$10,000.00	\$7,675.57	\$2,324.43
5	Harper Street	replace pavement	City of Newberry	\$30,550.00	\$30,550.00	0
6	Floyd Street (match)	replace pavement	City of Newberry	\$7,100.00	\$4,750.00	\$2,350.00
7	2006 Paving Project	paving and resurfacing	County of Newberry	\$500,000.00	\$380,853.06	\$119,146.94
8	Sidewalk match	replacing sidewalks	City of Newberry	\$5,000.00	\$4,651.91	\$348.09
9	Consultant	road consultant	County of Newberry	\$24,000.00	\$24,000.00	\$0.00
10	Dura Bind	dust control on dirt roads	County of Newberry	\$8,000.00	\$8,000.00	\$0.00
11	Kinard and Harper Streets	millings on these streets	City of Newberry	\$2,350.00	\$2,350.00	\$0.00
12	Adv. For consultant	Newberry Observer	County of Newberry	\$119.36	\$119.36	\$0.00
13	Lindsay, Harrison, Emory Sts.	resurfacing streets in city	City of Newberry	\$100,000.00	\$81,650.00	\$18,350.00
14	City Parking Lots	paving parking lots in city	City of Newberry	\$33,200.00		\$33,200.00
15	County dirt roads	dura bind/triple treatment	County of Newberry	\$10,000.00		\$10,000.00
16	Fire Dept. paving parking	Prosperity Fire Dept. pav.	County of Newberry	\$15,000.00		\$15,000.00
17	Fire Dept. paving parking	Silverstreet Fire Dept. pav.	County of Newberry	\$15,000.00		\$15,000.00
18	Fire Dept. paving parking	Peak Fire Dept. paving	County of Newberry	\$15,000.00		\$15,000.00
19	street paving (no contract yet)	street paving	City of Whitmire	\$25,000.00		\$25,000.00
20	TOTALS			\$800,319.36	\$544,599.90	\$255,719.46
21						
22						
23						
24						
25						
26						
27	STATE ROAD PROJECTS APPROVED 7/01/06 - 6/30/07					
28						
29	PROJECT DESCRIPTION	WORK TYPE	RESPONSIBLE AGENCY	BUDGETED	EXPENDITURES	REM. BUDGET
30						
31						
32	2008 Match	resurfacing state roads	SCDOT	\$195,000.00		\$195,000.00
33	Resurfacing Pilgrim Ch. Rd.	resurfacing state roads	SCDOT	\$224,661.61		\$224,661.61
34						
35	TOTALS			\$419,661.61		\$419,661.61

Pickens County Annual C Fund Report
 July 1 2006 to June 30 2007
 Report Date September 19, 2007

Income and Expenses

Balance of funds as of July 1, 2006 -----		\$ 4,995,461.14
Income:		
Funds Received for period July 1, 2006 through June 30, 2007 -----		\$ 1,540,813.42
Interest on investments -----		\$ 249,056.91
Other Revenue (intergovernmental transfer) -----		\$ 1,266,256.00
		=====
Total C Fund Income -----		\$ 3,056,126.33
Expenses:		
Administrative Expenses -----		\$ 10.89
Per Diem Expenses -----		\$ 0.00
Local Paving Project Expenditures -----		\$ 2,867,657.85
State Road Project Expenditures -----		\$ 1,028,941.15
		=====
Total Expenditures -----		\$ 3,896,609.89
Balance of Funds as of June 30, ²⁰⁰⁷ 2006 ----- <i>KRC</i>		\$ 8,051,587.47
Funding Commitments		4,154,977.58 <i>KRC</i>
Local Paving Projects - \$ 4,742,096.00		
State Road Projects - \$ 1,486,363.18		
Total Committed funds -----		\$ 6,228,459.18
Total Uncommitted Funds available for new projects ---		\$ 1,823,128.29
Uncommitted Funds as a Percentage of Total Income = 59.65 %		

STATE ROAD PROJECTS

Road/Route	Project Description	Work type	Responsible Agency	Budget	Expenditures	Remaining Budget
S.C. 93	Streetscape project	Paving upgrade	Town of Central	\$ 290,000.00	\$245,507.29	\$ 44,492.71
S.C. 183	Striping	Safety	City of Pickens	\$ 3,333.00	\$ 0.00	\$ 3,333.00
S.C. 93	Caution Light	Safety	Town of Norris	\$ 6,837.00	\$ 6,837.00	\$ 0.00
Varies	State Match Program	Paving	SCDOT	\$ 719,558.48	\$719,558.48	\$ 0.00
S.C. 93	Traffic Signal	Safety	SCDOT	\$ 54,634.70	\$ 54,634.70	\$ 0.00
Cateechee	Sidewalk Replacement	Safety	Pickens County	\$ 2,000.00	\$ 2,403.68	\$ - 403.68
SC 8	Traffic Signal	Safety	Pickens County	\$ 160,000.00	\$ 0.00	\$ 160,000.00
Prince Perry	Bridge replacement	Safety	Pickens County	\$ 250,000.00	\$ 0.00	\$ 250,000.00
			Total	\$ 1,486,363.18	\$ 1,028,941.15	\$457,422.03

Expenditures for State Road Projects as a Percentage of Total Income = \$ 1,028,941.15 / \$ 3,056,126.33 X 100% = 33.67%

LOCAL PAVING PROJECTS

Local route	Project Description	Work Type	Responsible Agency	Budget	Expenditures	Remaining Budget
	Tie-ins	Paving	Town of Liberty	\$ 4,400.00	\$ 0.00	\$ 4,400.00
	Old Central Road Bridge	Bridge const.	Pickens County	\$ 2,892,524.00	\$ 1,683,048.80	\$ 1,209,475.20
	LEC Parking lot	Paving	Pickens County	\$ 48,838.00	\$ 38,845.50	\$ 9,992.50
	Landscape improvements		Pickens County	\$ 581,184.00	\$ 575,437.33	\$ 5,746.67
	Entrance improvements	Storm drainage	Pickens County	\$ 50,000.00	\$ 0.00	\$ 50,000.00
	Road Striping	Safety	Pickens County	\$ 41,350.00	\$ 41,023.00	\$ 327.00
	Seal Coating at LEC	Maintenance	Pickens County	\$ 1,200.00	\$ 1,200.00	\$ 0.00
Odem Road	Bridge replacement	Safety	Pickens County	\$ 147,414.00	\$ 66,083.87	\$ 81,330.13
Varies	Resurfacing	local paving	City of Easley	\$ 211,930.00	\$ 206,519.35	\$ 5,410.65
Wimberly Ln.	Reconstruction	Safety	City of Easley	\$ 478,256.00	\$ 0.00	\$ 478,256.00
Varies	05-06 local paving/ sidewalks		City of Clemson	\$ 285,000.00	\$ 255,500.00	\$ 29,500.00
	Total			\$ 4,742,096.00	\$ 2,867,657.85	\$ 1,874,438.15

Expenditures for Local Paving Projects as a Percentage of Total Income = 2,867,657.85 / 3,056,126.33 X 100% = 93.83%

**SALUDA COUNTY ANNUAL C FUND REPORT
JULY 2006 – JUNE 2007
OCTOBER 17, 2007**

INCOME AND EXPENSES

Balance of Active Funds as of July 1, 2005----- \$ 2,542,296.79

Income:

Funds Received for Period July 1, 2006 through June 30, 2007	\$ 842,715.15
Interest Earned for Period July 1, 2006 through June 30, 2007	75,813.25
<u>Sell of plans for paving of Lockett Road</u>	<u>291.00</u>

Total Income ----- \$ 918,819.40

Expenses:

Consulting Fees	4,037.86
George Todd Surveying, Inc.	500.00
Engineering Fees	8,500.00
Asphalt Patching	3,061.34
Check written to SCDOT for intersection project	100,000.00
<u>County Projects Expenditures</u>	<u>341,608.35</u>

Total Expenditures----- \$ 457,707.55


Balance of Funds as of June 30, 2007----- \$3,003,408.64

FUNDING COMMITMENTS

Local Paving Projects	\$ 649,045.60
State Road Projects	\$ 547,289.72
Total Committed Funds	\$ 1,196,335.32
Total Uncommitted Funds Available for New Projects-----	\$1,807,073.32

Uncommitted Funds as Percent of Total Income = 197%

Jimmy Clary 10.24.2007
CHAIRMAN OF THE SALUDA CTC



LOCAL PAVING PROJECTS										2005-2006	
LOCAL ROUTE	PROJECT DESCRIPTION	WORK TYPE	RESPONSIBLE AGENCY	BUDGET	EXPENDITURES	REMAINING BUDGET					
VARIOUS	13 MILES OF ROAD	GRAVEL	COUNTY	\$292,945.00	\$238,535.52	\$54,409.48					
VARIOUS	SIGNAGE FOR COUNTY ROADS	PURCHASING,FABRICATING,INSTALLING SIGNS	COUNTY	\$109,210.57	\$42,917.37	\$66,293.20					
41-405	INDIAN CREEK POINT RD.	OVERLAY	CTC CONTRACTOR	\$40,000.00	\$67.08	\$39,932.92					
C41-214	LOCKETT ROAD	PAVING	CTC CONTRACTOR	\$450,000.00	\$50,713.06	\$399,286.94					
C41-77	COUNTRY POND RD.	PAVING	CTC CONTRACTOR	\$125,000.00	\$35,876.94	\$89,123.06					
	TOTAL			\$1,017,155.57	\$368,109.97	\$649,045.60					
EXPENDITURES FOR LOCAL PAVING PROJECTS AS PERCENT OF TOTAL INCOME										40%	
STATE ROAD PROJECTS											
LOCAL ROUTE	PROJECT DESCRIPTION	WORK TYPE	RESPONSIBLE AGENCY	BUDGET	EXPENDITURES	REMAINING BUDGET					
S41-21& SC121	41PEC0036 RECONSTRUCT INTERSECTIOON PE ONLY		SCDOT	\$ 33,000.00		\$ 33,000.00					
S41-122 & SC 194	41PEC0036 RECONSTRUCT INTERSECTION PE ONLY		SCDOT	\$ 33,000.00		\$ 33,000.00					
SC39 & SC702	41PEC0036 RECONSTRUCT INTERSECTION PE ONLY		SCDOT	\$ 34,000.00		\$ 34,000.00					
RECONSTRUCTION OF ABOVE 3 INTERSECTIONS		ALLOCATI	CONSTRUCTION	SCDOT	\$ 447,289.72	\$ 447,289.72					
					\$ 547,289.72	\$ 547,289.72					
					\$ 547,289.72	\$ 547,289.72					
					\$ 547,289.72	\$ 547,289.72					
EXPENDITURES FOR STATE ROAD PROJECTS AS PERCENT OF TOTAL INCOME										0%	

SPARTANBURG COUNTY ANNUAL C FUND REPORT

JULY 2006 - JUNE 2007

1-Dec-07

INCOME AND EXPENSES

Balance of Funds as of July 1, 2006		\$ 7,462,121.33
Income:		
Funds Received for Period July 1, 2006 through June 30, 2007	\$ 4,321,829.36	
Interested Earned for Period July 1, 2006 through June 30, 2007	\$ 361,554.13	
Total Income		\$ 4,683,383.49
Expenses:		
Administrative Expenses	\$ 2,452.36	
Per Diem Expenses	\$ -	
Local Paving Project Expenditures	\$ 2,278,528.91	
State Road Project Expenditures	\$ 1,809,172.22	
Total Expenditures		\$ 4,090,153.49
Balance of Funds as of June 30, 2007		\$ 8,055,351.33

FUNDING COMMITMENTS

Local Paving Projects	\$ 2,129,776.97	
State Road Projects	\$ 2,749,298.75	
Total Committed Funds		\$ 4,879,075.72
Total Uncommitted Funds Available for New Projects		\$ 3,176,275.61
Uncommitted Funds as Percent of Total Income = 67.8%		

LOCAL PAVING PROJECTS

LOCAL ROUTE	PROJECT DESCRIPTION	WORK TYPE	RESPONSIBLE AGENCY	BUDGET	EXPENDITURES	REMAINING BUDGET
03010	Various Traffic Signal System Improvement	Traffic Signals	City	\$ 150,000.00	\$ 150,000.00	\$ -
05008	329, 8038, FY 05 County Resurfacing	Resurfacing	County	\$ 9,243.36	\$ 9,243.36	\$ -
05009	12178, 117 FY 05 Municipal Resurfacing	Resurfacing	County	\$ (61.74)	\$ (61.74)	\$ -
05015	9402, 903; City Resurfacing	Resurfacing	City	\$ 68,023.46	\$ 68,023.46	\$ -
05018	686 Repair/Replace Bridge/Culvert on Willis Road	Culvert	County	\$ 4,460.86	\$ 4,460.86	\$ -
05026	818, 686 Match Program with County	Resurfacing	County	\$ 179,761.82	\$ 180,516.46	\$ (754.64)
06008	818, 820, FY 06 County & Municipal Resurfacing	Resurfacing	County	\$ 397,858.38	\$ 385,256.41	\$ 12,601.97
06009	City Street: FY 06 City of Spartanburg Resurfacing	Resurfacing	City	\$ 196,761.73	\$ 196,761.73	\$ -
06012	City Street: Maywood Street, Barberry Lane, Hale Street	Resurfacing	City	\$ 43,780.16	\$ 43,780.16	\$ -
06020	910 Windmill Road @ Compton Bridge Road	Intersection	County	\$ 250,000.00	\$ 16,467.12	\$ 233,532.88
06021	11105 Peachtree Road @ Bible Church Road	Intersection	County	\$ 250,000.00	\$ 19,376.34	\$ 230,623.66
07002	2914 John Martin Road @ North Blackstock Road	Intersection	County	\$ 179,500.00	\$ 16,249.80	\$ 163,250.20
07003	341 Garner Road Bridge Replacement	Culvert	City	\$ 380,000.00	\$ -	\$ 380,000.00
07006	1207 Dairy Ridge Road Bridge Replacement	Bridge	County	\$ 39,760.00	\$ -	\$ 39,760.00
07007	8969 Milliken Street Wall Repair	Wall	City of Pacolet	\$ 52,500.00	\$ 124.44	\$ 52,375.56
07008	12731 Carlock Road	Widening & Resurfacing	County	\$ 53,051.11	\$ 7,426.16	\$ 45,624.95
07009	7444 Administration for Monks Grove Church Road	Administration	County	\$ 4,206.15	\$ 4,206.15	\$ -
07011	Various FY 07 County and Municipal Resurfacing	Resurfacing	County	\$ 1,401,105.59	\$ 1,127,917.63	\$ 273,187.96
07013	City Street: City of Spartanburg Resurfacing	Resurfacing	City	\$ 259,095.00	\$ -	\$ 259,095.00
07015	11919 Holden Drive	Cross pipe, widen & pave gravel road	County	\$ 50,840.00	\$ 46,280.57	\$ 4,559.43
07016	New Access: Southport Access Road	Cut access	Sptbg HA	\$ 50,520.00	\$ -	\$ 50,520.00
07017	1207 Dairy Ridge Road Bridge Replacement	Bridge	County	\$ 253,440.00	\$ -	\$ 253,440.00
07019	Various Sidewalk repairs for Reidville & Woodruff	Sidewalks	Towns	\$ 50,960.00	\$ -	\$ 50,960.00
07020	8207, 248; Howard Street Drainage Improvements	Drainage	County	\$ 83,500.00	\$ 2,500.00	\$ 81,000.00
TOTALS				\$ 4,408,305.88	\$ 2,278,528.91	\$ 2,129,776.97

EXPENDITURES FOR LOCAL PAVING PROJECTS AS PERCENT OF TOTAL INCOME = 48.65%

STATE ROAD PROJECTS

ROAD - ROUTE	PROJECT DESCRIPTION	WORK TYPE	RESPONSIBLE AGENCY	BUDGET	EXPENDITURES	REMAINING BUDGET
02008 SC-9, S-42	Intersection Improvement Match Program	Intersection	County	\$ 399,182.10	\$ 107,609.70	\$ 291,572.40
02009 SC-14	HIMP (SC 14 Widening)	Road Widening	SCDOT	\$ 108,463.54	\$ -	\$ 108,463.54
03011 S-62, SC-9	SIMP	Intersection	County	\$ 81,934.57	\$ (113.19)	\$ 82,047.76
03013 SC-296, S-1	Intersection Improvement in Reidville	Intersection	County	\$ 53,284.00	\$ 14,185.35	\$ 39,098.65
04012 S-37	Compton Bridge Road	Intersection	Landrum School	\$ 200,000.00	\$ 200,000.00	\$ -
04024 S-37	Landrum High School Road Improvement	Intersection	Landrum School	\$ 200,000.00	\$ 200,000.00	\$ -
05001 S-31	Skyland Drive Preliminary Engineering	Engineering	SCDOT	\$ 275,000.00	\$ -	\$ 275,000.00
05002 S-2	Howard & Franklin Street Intersection	Intersection	City	\$ 100,000.00	\$ -	\$ 100,000.00
05006 US-176	St. Andrews Relocation	Intersection	City	\$ 125,000.00	\$ -	\$ 125,000.00
05010 S-190	FY 05 State Resurfacing	Resurfacing	SCDOT	\$ (82.32)	\$ (82.32)	\$ -
05013 SC-357, S-1	SIMP 05 State Match Program	Intersection	County	\$ 694,589.51	\$ 834,927.49	\$ (140,337.98)
04015 US-221	Delegation Set Aside - Woodruff Sidewalks	Sidewalks	Woodruff	\$ 11,253.60	\$ 11,253.00	\$ 0.60
05014 S-76	Install Railroad Crossing Arms	RR Crossing	Norfolk Southern	\$ 8,374.91	\$ -	\$ 8,374.91
05019 US-221	Crossover on Highway 221	Median	SCDOT	\$ 20,000.00	\$ -	\$ 20,000.00
05020 S-62	Sidewalks on Main Street	Sidewalks	Reidville	\$ 15,480.00	\$ 2,500.00	\$ 12,980.00
05021 SC-101	"Welcome" signs in Woodruff	Signs	Woodruff	\$ 9,281.51	\$ 4,180.22	\$ 5,101.29
05024 S-43	Sidewalks on Manning Street & Memorial Sign	Sidewalks, Sign	Chesnee	\$ 57,080.00	\$ 57,080.00	\$ -
06003 S-681	FY 2006 SMP - Whitestone Road	Resurfacing	SCDOT	\$ 207,000.00	\$ 207,000.00	\$ -
06004 S-1258	Collins Avenue Intersection Relocation	Street Relocation	Spartanburg Hou:	\$ 350,520.00	\$ -	\$ 350,520.00
06006 SC-9	Beautification at I-85 & Highway 9 Intersection	Beautification	County	\$ 17,400.00	\$ 1,373.00	\$ 16,027.00
06007 S-338	Mill Avenue Traffic Signal in Inman	Traffic Signal	SCDOT	\$ 33,440.00	\$ -	\$ 33,440.00
06010 S-1228	East Victor Hill Road Resurfacing	Resurfacing	SCDOT	\$ 433,906.00	\$ -	\$ 433,906.00
06013 S-72	Hwy. 29 & North Linda Street - Cowpens	Resurfacing	County	\$ 39,746.16	\$ 39,746.16	\$ -
06014 SC-296	Phase II Willis Road Walking/Bike Path	Beautification	County	\$ 51,120.00	\$ -	\$ 51,120.00
06015 S-62	Resurfacing Woodruff & Sidewalks in Reidville	Resurfacing & Sidev	County & Reidville	\$ 20,965.46	\$ -	\$ 20,965.46
06016 SC-14	Median Strip in Landrum	Median	SCDOT	\$ 45,000.00	\$ 24,336.58	\$ 20,663.42
06019 SC-290	Sidewalk Repair in Duncan	Sidewalks	Duncan	\$ 50,720.00	\$ 50,720.00	\$ -
07001 US-29	Spartan Exchange	Intersection	County	\$ 63,958.00	\$ 43,758.00	\$ 20,200.00
07004 SC-296	Vic Bailey, Jr. Boulevard Signs	Signs	SCDOT	\$ 500.00	\$ 500.00	\$ -
07005 S-241	Wallace Avenue Sidewalks	Sidewalks	SCDOT	\$ 8,000.00	\$ 6,976.75	\$ 1,023.25
07012 S-41	Resurfacing & SMP 08 Match Program	Resurfacing	SCDOT	\$ 709,906.00	\$ -	\$ 709,906.00
07014 US-29	Woodlake Drive @ US 20	Turn Lane	SCDOT	\$ 47,682.93	\$ 3,221.48	\$ 44,461.45
07018 S-494	Fernwood Drive @ Woodburn Road	Intersection	\$	\$ 51,400.00	\$ -	\$ 51,400.00
07021 US-221	Sign for Lt. Colonel Howard L. Painter Boulevard	Signs	SCDOT	\$ 400.00	\$ -	\$ 400.00
07022 Various	Sidewalk installation in Pacolet	Sidewalks	Town	\$ 67,965.00	\$ -	\$ 67,965.00
TOTALS				\$ 4,558,470.97	\$ 1,809,172.22	\$ 2,749,298.75

EXPENDITURES FOR STATE ROAD PROJECTS AS PERCENT OF TOTAL INCOME = 38.63%


"C" FUNDS RECONCILIATION - PERIOD ENDING 6/30/2007

	QUARTERLY TOTALS	CITY 25% REVENUE	COUNTY 50% REVENUE	STATE ROADS 25% REVENUE
BALANCE AS OF 6-30-06	\$ 3,655,127.97	\$ 939,949.47	\$ 2,140,610.16	\$ 574,568.34
July - September 2006 Revenues	\$ 405,724.28	\$ 101,431.07	\$ 202,862.14	\$ 101,431.07
July - September 2006 Expenses	\$ (393,048.04)	\$ (125,911.98)	\$ (267,136.06)	\$ -
July - September 2006 Interest Recorded	\$ 36.82	\$ 9.21	\$ 18.40	\$ 9.21
BALANCE AS OF 9-30-06	\$ 3,667,841.03	\$ 915,477.77	\$ 2,076,354.64	\$ 676,008.62
October - December 2006 Revenues	\$ 396,439.63	\$ 99,109.91	\$ 198,219.81	\$ 99,109.91
October - December 2006 Expenses	\$ (1,072,277.99)	\$ -	\$ (60,260.00)	\$ (1,012,017.99)
October - December 2006 Interest Recorded	\$ 37.78	\$ 9.45	\$ 18.88	\$ 9.45
BALANCE AS OF 12-31-06	\$ 2,992,040.45	\$ 1,014,597.12	\$ 2,214,333.33	\$ (236,890.02)
January - March 2007 Revenues	\$ 388,374.87	\$ 97,093.72	\$ 194,187.43	\$ 97,093.72
January - March 2007 Expenses	\$ (375,675.08)	\$ (324,661.50)	\$ (28,388.00)	\$ (22,625.58)
January - March 2007 Interest Recorded	\$ 37.47	\$ 9.37	\$ 18.73	\$ 9.37
BALANCE AS OF 3-31-07	\$ 3,004,777.71	\$ 787,038.70	\$ 2,380,151.49	\$ (162,412.52)
April - June 2007 Revenues	\$ 421,577.26	\$ 105,394.32	\$ 210,788.63	\$ 105,394.32
April - June 2007 Expenses	\$ (719,832.76)	\$ -	\$ (719,832.76)	\$ -
April - June 2007 Interest Recorded	\$ 38.60	\$ 9.65	\$ 19.30	\$ 9.65
BALANCE AS OF 6-30-07	\$ 2,706,560.81	\$ 892,442.67	\$ 1,871,126.66	\$ (57,008.55)

CITY OF SUMTER ANNUAL C FUND REPORT
JULY 2006- JUNE 2007

INCOME AND EXPENSES

Balance of funds for period of July 1, 2006	<u>939,949.47</u>
Income	
Funds recived for period July 1 2006 through June 30, 2007	403,029.02
Interest earned	37.68
TOTAL INCOME	<u>403,066.70</u>
Expenses:	
Albert Spears and Hampton Ave (2004 Contract)	120,150.69
Manning Ave Sewer Rehab Project	5,761.29
City Street Resurfacing 06	324,661.50
Total Expenditures	450,573.48
Balance of Funds as of June, 30, 2007	<u>892,442.69</u>




2006

LOCAL PAVING PROJECTS (COUNTY) 2007

Local Route	Project Description	Work Type	Responsible Agency	Budget	Expenditures	Remaining Budget
	Road to Animal Shelter	Paving	County	\$49,500.00	\$49,500.00	\$0.00
	Sawgrass S/D, Blackberry, Hunting Hills S/D	Paving	County	\$991,156.82	\$991,156.82	\$0.00
Totals				\$1,040,656.82	\$1,040,656.82	\$0.00

Expenditures for local paving projects as percent of total income = 64.6%



SUMTER COUNTY 2006 - 2007

Local Paving Projects (STATE) SOUTH CAROLINA DEPARTMENT OF TRANSPORTATION

PROJECT DESCRIPTION	WORK TYPE	RESPONSIBLE AGENCY	BUDGET	EXPENDITURES	REMAINING BUDGET
43.104C - Resurfacing various roads in Sumter Co.		SCDOT	1,876,224.75	1,774,047.91	102,176.84

Expenditures for local paving projects as of % of total income = ~~1.5~~ %.



ROAD DESCRIPTIONS AND MILEAGE DETAILS

	<u>Road/Route</u>	<u>From</u>	<u>To</u>	<u>Length</u>
24	S-90	S-43-102	SC-763	0.26
24	S-102	S-43-80	US-15 Conn.	0.10
24	S-744	S-43-745	S-43-442	0.16
24	S-745	SC-120	S-43-1927	0.78
25	S-868	S-43-33	Dead End	0.34
25	S-869	S-43-868	S-43-870	0.11
25	S-870	S-43-869	Dead End	0.11
25	S-874	S-43-827	S-43-875	0.13
25	S-875	S-43-82	Dead End	0.20
25	S-909	S-43-1024	S-43-745	0.09
25	S-910	S-43-909	S-43-745	0.23
25	S-1027	S-43-744	End	0.04
26	S-1028	S-43-442	S-43-745	0.18
26	S-1029	S-43-1028	End	0.06
27	S-1100	US 521	S-43-1107	0.53
27	S-1165	US 521	US 15	0.59
27	S-1197	S-43-1196	S-43-533	0.13
28	S-1201	SC-120	Dead End	0.20
29	S-1202	S-43-1201	Dead End	0.03
33				
35	S-253	S-252	Dead End	0.20
36	S-441	S-25	S-442	0.62
37	S-527	SC-120	S-441	0.51
52	S-623	S-441	Dead End	0.07
82	S-701	S-703	End	0.18
85	S-838	SC-120	S-839	0.59
	S-908	S-527	S-441	0.27
86	S-997	S-871	S-595	0.18
90	S-998	S-871	S-997	0.26
93	S-1075	S-871	S-595	0.18
96	S-1099	US-15	Dead End	0.57
98				
104	S-89	S-236	S-33	0.24
110	S-89	US-15 Conn.	S-807	0.12
119	S-117	S-118	US-15	0.28
	S-747	S-1428	Dead End	0.33
121	S-861	S-118	S-1936	0.27
	S-933	S-1022	End of State Maint.	0.27
123	S-1934	S-1933	S-522	0.31
125	S-395	US-521	S-1165	0.41
	S-734	S-87	S-1429	0.14
127	S-763	S-1431	S-1431	0.59
	S-764	S-1431	S-763	0.22
133	S-767	S-1431	S-763	0.32
	S-768	S-1431	S-767	0.21
135	S-769	S-1431	Dead End	0.17
	S-816	S-814	S-817	0.41
137	S-817	S-816	S-818	0.06
	S-818	S-819	S-817	0.30
	S-819	S-816	SC-441	0.43
	S-820	S-819	End	0.10
	S-821	S-819	End	0.30
	S-822	S-821	SC-441	0.30
	S-823	S-822	S-819	0.25
	S-824	S-823	SC-441	0.23

YORK COUNTY Annual C Fund Report

July 2006 - June 2007

Report Date = November 10, 2007

INCOME AND EXPENSES

Balance of Funds as of July 1, 2006		\$8,585,761.01
Adjustments to balance of funds		<u>\$8,585,761.01</u>
Carry-over of Uncommitted Funds from 05-06 Annual Report (see 05-06 Annual Report)		\$1,396,147.23
Individual County Council Contingency Funds (see outstanding commitments below)		\$655,472.05
Adjusted balance of Funds as of July 1, 2006		<u>\$10,637,380.29</u>

Income:

Funds Received for Period July 1,2006 through June 30, 2007	\$2,033,523.01	
Donor Funds Received for Period July 1,2006 through June 30, 2007	\$816,264.71	
Interest Earned for Period July 1, 2006 through June 30, 2007	\$498,823.95	
Total Income	<u>\$498,823.95</u>	<u>\$3,348,611.67</u>

Expenses:

Administrative Expenses	\$0.00	
Per Diem Expenses	\$0.00	
Net Change in Fund Balance	\$0.00	
Total Expenditures	<u>\$0.00</u>	\$0.00
Balance of Funds as of June 30, 2007		<u>\$13,985,991.96</u>

Project Funding Expenses

Local Paving Project Expenditures		
Corinthian - Gold Hill Connector Road (Economic Development)	\$828,773.20	
3D Systems - Waterford Park (Economic Development)	\$1,500,000.00	
Local Road Expenditures (Sub-total).....	<u>\$35,000.00</u>	
State Road Project Expenditures	\$2,363,773.20	70.59% percent of income
	\$2,871,803.53	
	\$0.00	
State Road Expenditures (Sub-total).....	<u>\$2,871,803.53</u>	85.76% percent of income
Total Project Funding Expenses		<u>\$5,235,576.73</u>

Project Funding Commitments

Local Paving Projects for 2006-2007	\$975,498.64	
State Road Projects for 2006-2007	\$1,866,157.40	
Individual County Council Contingency Funds (combined)	\$655,472.05	\$3,497,128.09
Economic Development Project Account for 2006-2007		
Lynx Road Improvements	\$200,000.00	
Hella Lighting	\$100,000.00	
Filtration Group	\$30,000.00	
Uncommitted Economic Development C-Funds	\$1,265,881.28	
York County's 2007-2008 C-Fund allotment	<u>\$3,000,000.00</u>	

Total Committed Funds

Total Committed Funds		\$8,093,009.37
Total Uncommitted Funds Available for New Projects (Includes 07-08 Council balances)		\$657,405.86
Balance of Funds as of June 30, 2007		<u>\$8,750,415.23</u>

2006-2007 York County C-Fund Report
Supporting Documentation

Finance Worksheets

FY 05-06

FY 06-07

Finance Worksheet

Backup data for C-Fund Annual Report

Report date - November 10, 2007

York County "C" Fund Account thru FY 2006-2007 As of June 30, 2007

	PO #	PO FY	FY 05-06	FY 06-07
FUND BALANCE - July 1			9,041,538.10	10,637,380.29
Revenues				
DOT			3,094,371.91	2,849,787.72
Other			93,400.00	-
Interest Income			383,616.07	498,823.95
Total Revenues			<u>3,571,387.98</u>	<u>3,348,611.67</u>
Expenses			<u>1,975,545.79</u>	<u>5,235,576.73</u>
Net Change in Fund Balance			<u>1,595,842.19</u>	<u>(1,886,965.06)</u>
FUND BALANCE - June 30			<u>10,637,380.29</u>	<u>8,750,415.23</u>
FUND BALANCE - July 1			9,041,538.10	10,637,380.29
REVENUES				
Donor Allotment:			<u>954,000.49</u>	<u>816,264.71</u>
2.66 Cent Gas Tax:				
DOT - July - Sept				
DOT - Oct - Dec				
DOT - Jan - Mar				
DOT - Jun				
DOT - Apr - Jun				
DOT - July - Nov				
DOT - Jul			172,289.50	168,338.45
DOT - Aug			177,742.17	166,501.08
DOT - Sep			184,835.77	179,543.34
DOT - Oct			144,435.06	165,632.27
DOT - Nov			157,635.95	172,167.38
DOT - Dec			152,769.63	162,945.29
DOT - Jan			161,732.80	166,860.20
DOT - Feb			150,409.95	162,611.48
DOT - Mar			149,635.65	151,589.75
DOT - Apr			166,604.61	177,630.37
DOT - May			165,876.20	177,576.59
DOT - Jun			356,404.13	182,126.81
Total 2.66 Cent Gas Tax			<u>2,140,371.42</u>	<u>2,033,523.01</u>

Other:

Funds from Transp Comm.
 Funds from 1994 Bond Issue
 Funds from Impact Fees
 Reimb from DOT-Hwy 160
 Reimb from DOT
 Transf from G/F (Fire Prev)
 Transf from Cont (Planters Ridge)

Reimb from Clear Springs (Hwy 160)		
Reimb from Winthrop University		
Wildcat Creek		
Reimb (Lee and Raile St Paving)		
Reimb (TEA)	93,400.00	
Interest Income	383,616.07	498,823.95
Total Other	477,016.07	498,823.95
	<hr/>	<hr/>
TOTAL REVENUES	3,571,387.98	3,348,611.67
	<hr/>	<hr/>

EXPENDITURES

Gravel Road Paving	
York Electric Coop	
APAC Carolina	32156 96/97
APAC Carolina	32899 96/97
"	32899 96/97
APAC Carolina	33634 96/97
"	33634 96/97
REA Construction (\$1,190,406	34271 97/98
REA Construction (\$36,857.26	34271 98/99
REA Construction	38851 98/99
REA Construction	42525 99/00

EXPENDITURES (Contd)

York County Landfill		
CGD Development (\$126,600.	68205 03/04	
CGD Development (\$126,600.	68205 03/04	
Dot Reimbursement for Riverhills Sidewalks		
Landfill fee LW Enhancement Project	03/04	
Sunbelt Rental	03/04	
Smarr's Tree Service	03/04	
York Asphalt (\$46,211.47)	43875 99/00	
York Asphalt (\$9,546.90)	54008 02/03	
York Asphalt (\$662,555.51)	54008 01/02	
York Asphalt (\$23,026.55)	58585 01/02	
York Asphalt (\$87,513.88)	58585 02/03	
York Asphalt	61378 02/03	
York Asphalt (\$194338.63)	68456 02/03	
York Asphalt (\$130410.23)	68456 02/03	
York Asphalt (\$26,609.00)	61378 03/04	
York Asphalt		589,264.23
York Asphalt (\$40,311.61)	63512 02/03	386,159.82
Taylor Guardrail		
York Asphalt (\$773,021.09)	68456 02/03	
J&A Construction (\$43,005.49	38777 98/99	
"		
J&A Construction (\$123,384.3	38777 99/00	
J&A Construction	48069 99/00	
Campco Engineering		
Boggs Paving (\$673,143.90)	48067 00/01	
"		
Boggs Paving (\$20,000)	48067 01/02	
Boggs Paving (Ross Distributi	55651 01/02	
Boggs River Hills Paving		
Southeastern Road Treatment		6,381.63
DHEC		8,144.56

1997 Sales Tax			
Woolpert		4,158.00	
State Resurfacing			
July, 1998			
February, 1998 (FY 97-98) Match			
Blythe Development (Hwy 160	38343 98/99 & 99/00		
Blythe Development (\$894,752	48413 00/01		
Blythe Development (\$30,598.	48413 01/02		
Fort Mill School Dist Turn Lane			
Mt. Gallant Turn Lane			
S.C. DOT			-
S.C. DOT Gold Hill Road Enhancement			
Economic Development			
West Marine (175,000/100,000 was Coop)			
Northern Hydraulics			
Biggers Brothers			
City of RH - Antrim ??			
RH Economic Dev(John Deere)			
SCDOT Road Sign			
1997 Sales Tax			
SC DOT (Sam Foster Interchange)			
Geoscience (Munn Road)			
RB Pharr (Munn Road)		1,514.12	
SC DOT (Marshall Walker Intchg)		400.00	
City of Rock Hill (3D)			35,000.00
Transfer to General Fund (PFG)		175,000.00	
S.C. DOT (Citifinancial)		7,088.61	
City of York (Filtration Group)		21,315.80	
C Fund Transfer (Munn Road)			
Transpointe		100,000.00	
Corinthian (Loop Road)			1,500,000.00
Transfer to G/F Remaining for Citifinan		38,450.00	
Other			
CPA Fee			
Advertising		239.70	
Fire Prevention Parking Lot			
Rock Hill City (\$3,083.66)	50096 01/02		
Rock Hill City (\$228,606.00)	50096 99/00		
"			
Rock Hill City	2001-2003		
Rock Hill City	2003-2004	547,288.19	518,128.20
Town of Fort Mill Mike Short			
Winthrop University Rick Lee			
Hickory Heights Road			
Drybrook Lane			
Boss Wylie Court			
Douglas Smith Backhoe			
C Fund Transfer			
C Fund Transfer (Blackmon Road)		49,865.28	143,699.75
City of Rock Hill (Turn Lane)		75,000.00	
SC DOT (Allison Creek/Old Pinkney)			2,275,590.99
York County Sidewalk (TEA 21)			250,035.26
SC DOT (Finley Road)			28,116.78
Tega Cay (Chelsea Day Lane)			26,631.00
Laney Terrace			
Miscellaneous Materials			
John Smarr (Tree Removal)			

RH School Dist (Sidewalk Const)	112,900.00	
Transystems (Cottonbelt)	33,995.75	5,999.25
Leitner Construction (City of York)	212,425.00	
Herald (Blackmon Road)	259.48	
Herald (Annual Resurfacing)		46.40
Ivy Woods		395.00
		59.72
Southpointe (Sidewalk)		57,570.00
TOTAL EXPENSES	<u>1,975,545.79</u>	<u>5,235,576.73</u>
Net Change in Fund Balance	<u>1,595,842.19</u>	<u>(1,886,965.06)</u>
FUND BALANCE - June 30	<u><u>10,637,380.29</u></u>	<u><u>8,750,415.23</u></u>

06-07 Expenditure Breakdown

Local Paving =	\$628,705.50
City of Rock Hill Local =	\$200,067.70
City of Rock Hill SCDOT =	\$318,060.50
SCDOT Paving =	\$2,553,743.03
Corinthian =	\$1,500,000.00
3D Systems =	\$35,000.00
	<u>\$5,235,576.73</u>

2006-2007 York County C-Fund Report
Supporting Documentation

Roadway Listing for 2006-2007 Expenditures

York County 2006-2007 C-fund Year End Report Roadway List

Road Name	Road No.	Owner	Project	Length	Cost
Jessie Lane	S-688	SCDOT	Resurfacing	651	
Burnett Drive	S-680	SCDOT	Resurfacing	650	
Grier Street	S-680	SCDOT	Resurfacing	1,057	\$59,773.52
SCDOT Amount =					\$59,773.52 *
Brookside Drive	S-1428	SCDOT	Resurfacing	634	
Pinetree Drive	S-1427	SCDOT	Resurfacing	1,320	
Tom Hall Street	SC 160	SCDOT	Resurfacing	2,534	
Park Street	S-261 (824)	SCDOT	Resurfacing	420	
Leroy Street	S-257	SCDOT	Resurfacing	610	
East Hill Street	S-38	SCDOT	Resurfacing	1,050	
Cemetery Street	S-230	SCDOT	Resurfacing	720	
Guinn Street	S-228	SCDOT	Resurfacing	1,900	
West Jefferson Street	S-317	SCDOT	Resurfacing	1,848	
East Jefferson Street	S-317	SCDOT	Resurfacing	2,250	
Lakehurst Drive	S-1433	SCDOT	Resurfacing	2,376	
Centennial Drive	S-1108	SCDOT	Resurfacing	3,500	
Grier Lesslie Road	S-539 (558)	SCDOT	Resurfacing	6,850	
Hall Spencer Road	S-162	SCDOT	Resurfacing	4,118	
Homestead Road	S-657	SCDOT	Resurfacing	4,500	
Inwood Drive	S-1516	SCDOT	Resurfacing	2,200	
Lynnhaven Road	S-1018	SCDOT	Resurfacing	1,108	
Westwind Drive	S-1421	SCDOT	Resurfacing	2,206	
Wood Forest Drive	S-1514	SCDOT	Resurfacing	2,450	\$614,142.89
SCDOT Amount =					\$614,142.89 *
Essie Circle	S-953	SCDOT	Resurfacing	581	
Grady Hope Road	S-861	SCDOT	Resurfacing	2,165	
Frances Circle	S-863	SCDOT	Resurfacing	1,795	
Lake View Drive	S-1134	SCDOT	Resurfacing	2,605	
Quail Ridge	S-1074	SCDOT	Resurfacing	686	
North Sumter Street	S-1553	Clover - SCDOT	Resurfacing	1,700	
Lawrence Road	S-150	SCDOT	Resurfacing	7,445	
Cedar Grove Road	S-837	SCDOT	Resurfacing	8,078	
Ridgecrest Road	S-1282	SCDOT	Resurfacing	2,700	
Fairway Drive	S-840	SCDOT	Resurfacing	6,336	

York County 2006-2007 C-fund Year End Report Roadway List

Road Name	Road No.	Owner	Project	Length	Cost
Briarwood Circle	S-1085	SCDOT	Resurfacing	4,963	
Bridlewood Drive	S-1542	SCDOT	Resurfacing	1,056	
Meadowdale Road	S-1583	SCDOT	Resurfacing	4,100	
Ridgemont Drive	S-806	SCDOT	Resurfacing	2,200	
Harbor Inn Road	S-806	SCDOT	Resurfacing	2,600	\$1,401,674.58
SCDOT Amount =					\$1,401,674.58
Allison Creek Road	S-1081	SCDOT	Resurfacing	4,700	\$200,000.00
SCDOT Amount =					\$200,000.00
Finley Road	S-289	SCDOT	Resurfacing	6,336	\$28,116.78
SCDOT Amount =					\$28,116.78
3D Systems (Waterford Park)	S-161	SCDOT	Resurfacing	2,000	\$35,000.00
3D Systems Amount =					\$35,000.00
Gold Hill Connector (Corinthian)	local	York County	New Construction	5,000	\$1,500,000.00
Corinthian Amount =					\$1,500,000.00
South Pointe Trail	S-243	SCDOT	New Trail	5,000	\$57,570.00
South Pointe Trail Amount =					\$57,570.00
Southeastern Road Treatments	Various	York County	Calcium Chloride	11,311	\$8,144.56
Calcium Chloride Amount =					\$8,144.56
Chelsea Day Lane	local	Tega Cay	Resurfacing	540	\$13,900.00
Alana Lane	local	Tega Cay	Resurfacing	374	\$4,648.00
Cove Lane	local	Tega Cay	Resurfacing	400	\$8,083.00
City of Tega Cay Amount =					\$26,631.00
Glenarden Drive	n/a	City of Rock Hill	Resurfacing	2,869	\$68,350.00
Flint Street Ext (by Workman)	S-1158	City of Rock Hill	Resurfacing	1,403	\$37,625.00
Hall Street	S-392	City of Rock Hill	Resurfacing	581	\$8,330.00
Wylie Street	S-392	City of Rock Hill	Resurfacing	558	\$8,670.00
Eagle Drive	n/a	City of Rock Hill	Resurfacing	1,535	\$42,810.40
Meadowlark Drive (entrance)	n/a	City of Rock Hill	Resurfacing	950	\$27,088.45
Hunters Chase Blvd/Trail	n/a	City of Rock Hill	Resurfacing	2,350	\$54,518.85
Diary Drive/part	n/a	City of Rock Hill	Resurfacing	500	\$7,300.00
Eastover Drive	S-1562	SCDOT	Resurfacing	600	\$10,264.50
Goudlock Road	S-1563	SCDOT	Resurfacing	650	\$8,940.00
Hawthorne Lane	S-209	SCDOT	Resurfacing	1,700	\$34,425.00
Belleview Road	S-522	SCDOT	Resurfacing	1,050	\$16,899.25

